FOREST PRESERVE COMMISSION AGENDA -- 5/18/21 at 5:30 PM*
Rock Island County Building, 1504 3rd Avenue, Rock Island, IL 61201

The Rock Island County Forest Preserve Commission will meet at the above date and time in County Board Chambers on the third floor of the County Building, 1504 Third Ave, Rock Island, IL. Governor JB Pritzker's Executive Order 2020-43, issued on June 26, 2020, continues to limit any gatherings of more than fifty people. Governor JB Pritzker's Executive Order 2020-44, requires that public bodies take steps to provide video, audio, and/or telephonic access to meetings. The CDC recommends social distancing of at least six feet between persons. Pursuant to the June 12, 2020 amendment to the State of Illinois's Open Meetings Act (P.A. 101-0640) requiring or relating to in-person attendance by members of a public body are modified in the requirements 5 ILCS 120-2.02 that "members of a public body must be physically present" is modified and the conditions in 5 ILCS 120/7 that limit when remote participation is permitted is suspended. Members of the Commission may attend the meeting remotely, if they prefer. Due to the social distancing guideline, the public will not be able to attend the meeting physically. The public may call in remotely to the meeting by dialing 312-626-6799 and entering Meeting ID: 942 592 50168 when prompted.

I. Roll Call:

II. Presentation: None

III. Old Business:

Commission minutes April 20, 2021** pg 2

IV. Public comment:

V. President's Comments

VI. Claims:**

Forest Preserve General Fund claims @ $72,810.47 pg 15
Liability Fund claims @ $919.80 pg 42
Treasurer's Disbursements $1,710.96 pg 44
Niabi Zoo Fund claims @ $79,211.23 pg 29
LT Improvements Fund claims @ $2,360.00 pg 43

Claims and Treasurer's Disbursements totaling $157,012.46

VII. Transfers

Consider Transfers of Appropriations in the General Fund and Niabi Zoo Fund** pg 45

VIII. Resolutions

Consider Resolution regarding the Moline Community Foundation Grant monies** pg 46

IX. Ordinance

X. Other New Business:

XI. Comments from Commissioners

XII. Reports: Approval of all routine reports:

District Budget Performance Report** pg 47
April Palmer – Auditor's Reports** pg 64
Mike Petersen - Illiniwek report** pg 74
Lee Jackson – Niabi Zoo report ** pg 78
Louisa Ewert – Treasurer's Report** pg 61
Todd Collins pg 70 & Jay Verstraete pg 72 – Indian Bluff report **
Ben Mills – Loud Thunder report** pg 76
Jeff Craver – Director's report** pg 84

The next meeting of the Forest Preserve Commission will be held at the Rock Island County Building, 1504 3rd Ave, Rock Island, Illinois 61201 on Tuesday, June 15th 5:30 PM following the meeting of the Rock Island County Board of Supervisors meeting.

*The Forest Preserve Commission will begin immediately following the meeting of the Rock Island County Board

**Items in Commissioners packets can be viewed online at the District's website www.ricfpd.org

CS - Posted 5/14/2021

ROCK ISLAND COUNTY FOREST PRESERVE COMMISSION
APRIL 20, 2021 – 7:17 PM
PRESIDENT KAI SWANSON PRESIDING

1. Karen Kinney, County Clerk, called the roll: (Record)

   D. Adams, D. Beck, L. Boswell-Loftin, R. Brunk, L. Burns, D. Cremeens, J. Deppe, C. Enburg, D. Johnston, E. Langdon, D. Mielke, L. Moreno, M. Moreno, R. Morthland, A. Normoyle, S. Noyd, P. O'Brien, R. Simmer, E. Sowards, K. Swanson, B. Vyncke,
   J.R. Westpfahl
   TOTAL PRESENT 22

   D. Clevenger, M. Maranda, J. Woods
   TOTAL ABSENT 3

2. Commissioner Adams moved to approve the Forest Preserve Commission meeting minutes from the March 16, 2021, as presented. Commissioner Deppe seconded.

   A roll call vote was taken.

   D. Adams, D. Beck, L. Boswell-Loftin, R. Brunk, L. Burns, D. Cremeens, J. Deppe, C. Enburg, D. Johnston, E. Langdon, D. Mielke, L. Moreno, M. Moreno, R. Morthland, A. Normoyle, S. Noyd, P. O'Brien, R. Simmer, E. Sowards, B. Vyncke, J.R. Westpfahl
   TOTAL YES 21

   TOTAL NO 0

   Motion carried.

3. **PUBLIC COMMENTS: (None) (Three calls were made to the public.)**

4. **PRESIDENT'S COMMENTS:**

   President Swanson stated, "This is an exciting time already. You know it is the first weekend at almost all of our parks, featuring 2-4 inches of rain, depending on where you were. But there is a lot of excitement and a lot of people getting out and enjoying the outdoors. I hope you are following this exciting development, but Niabi's Rhino Exhibit fundraising has exceeded all expectations and continues the pace. I want to thank the folks at Pro-clean Car wash...they are going to be giving a portion of their proceeds to help support the Rhino project. So, if you don't already have a favorite place to get your car washed, think about Pro-clean and you are going to help bring Rhinos to Niabi; which should happen in the very near future. We are talking weeks, uh, not months. Uh, another thing we would like to lift up to your attention is that we are, once again, are partnering up

with the Blackhawk Construction Highway Training Program, this time at Illiniwek Park. We are always grateful to the Laborer's 309 for their participation in these wonderful partnerships. And, it means good things for those who use our fabulous Illiniwek Park. I hope you all get a chance to get out and use these parks as soon as possible. If there are no questions for me at this time, we will continue to move on."

5. President Swanson stated, "I am going to read the following motions. If anyone would like to lift any or all of these out for individual consideration, you are certainly welcome to do so. If not, I would entertain a motion to approve the omnibus motion. The motions are as follows and they are all enumerated in your packets:

* Forest Preserve Claims and Treasurer's Disbursements in the amount of $292,850.27.

* Waive the reading and approve the Transfers of Appropriation in the General Fund and Niabi Zoo Fund.

* Waive the reading and approve the Resolution regarding the Moline Foundation Grant monies in the Niabi Zoo Fund.

* Waive the reading and approve the Resolution regarding the Woodward Community Grant monies in the General Fund and Niabi Zoo Fund.

* Waive the reading and approve the Resolution regarding the Amendment to FY 21 Niabi Zoo Fund Appropriations.

* Waive the reading and approve the Resolution regarding the Amendment to FY21 IMRF Retirement Fund Appropriations.

* Waive the reading and approve the Resolution regarding the Additional Fund for FY 21 Liability Fund.

* Waive the reading and approve the Resolution regarding the Amendment to FY21 Liability Fund Appropriations.

* Waive the reading and approve the Resolution regarding the Amendment to FY 21 FISSA Fund Appropriations.

* Waive the reading and approve the Resolution regarding the Amendment to FY21 Development of Forests & Construction of Improvements Fund.

RESOLUTION

RE: Niabi Zoo Fund Receipt of Grant Funds-Moline Community Foundation

WHEREAS, additional funds are required in the Niabi Zoo Fund #131 to increase the budget for the Niabi Zoo Education Program (MF21) Moline Community Foundation Grant Fund for the 2020-2021 Fiscal Year, and

WHEREAS, funds are available from grant funds already received in the Niabi Zoo Fund #131, and

NOW, THEREFORE, BE IT RESOLVED by the Forest Preserve Commission of Rock Island County, Rock Island, Illinois, as follows:

SECTION 1. An emergency exists as outlived above.

SECTION 2. An amount of $2,407.55 to be transferred from grant funds already received and unencumbered in the Niabi Zoo Fund #131 to the following:

AMOUNT	APPROPRIATION	DESCRIPTION
$2,407.55	131-32-35 337.70 MF21-00-33770	State & Local Grants-Culture & Recreation

SECTION 3. An amount of $2,407.55 be transferred from the above described revenue changes in the Niabi Zoo Fund #131 to the following:

AMOUNT	APPROPRIATION	DESCRIPTION
$2,290.55	131-32-35 524.00-MF21	Small Tools & Equipment
$117.00	131-32-35 631.00-MF21	Professional Services

SECTION 4. This resolution to become effective immediately.

ADOPTED by the Rock Island County Forest Preserve Commission, Rock Island County, Illinois, this 20th day of April, 2021.

Kal Swanson, President
Forest Preserve Commission

Karen Kinney, Secretary
Forest Preserve Commission

RESOLUTION

RE: Niabi Zoo Fund Receipt of Grant Funds-Woodward Community Grant Fund

WHEREAS, additional funds are required in the Niabi Zoo Fund #131 to increase the budget for the Niabi Zoo Education Program (WCGF21) Woodward Community Grant Fund for the 2020-2021 Fiscal Year, and

WHEREAS, funds are available from grant funds already received in the Niabi Zoo Fund #131, and

NOW, THEREFORE, BE IT RESOLVED by the Forest Preserve Commission of Rock Island County, Rock Island, Illinois, as follows:

SECTION 1. An emergency exists as outlived above.

SECTION 2. An amount of $3,862.94 to be transferred from grant funds already received and unencumbered in the Niabi Zoo Fund #131 to the following:

AMOUNT	APPROPRIATION	DESCRIPTION
$3,862.94	131-32-35 337.70 WCGF21-00-33770	State & Local Grants-Culture & Recreation

SECTION 3. An amount of $3,862.94 be transferred from the above described revenue changes in the Niabi Zoo Fund #131 to the following:

AMOUNT	APPROPRIATION	DESCRIPTION
$3,745.94	131-32-35 524.00-WCGF21	Small Tools & Equipment
$117.00	131-32-35 631.00-WCGF21	Professional Services

SECTION 4. This resolution to become effective immediately.

ADOPTED by the Rock Island County Forest Preserve Commission, Rock Island County, Illinois, this 20th day of April, 2021.

Kai Swanson, President
Forest Preserve Commission

Karen Kinney, Secretary
Forest Preserve Commission

RESOLUTION

Re: Amendment to FY 21 Niabi Zoo Fund Appropriations

WHEREAS, due to state guidelines and operating restrictions put forth on zoological parks in the State of Illinois from the COVID-19 pandemic, and

WHEREAS, the earned revenues are estimated to be less than current appropriations, and

WHEREAS, additional contributions from other sources have been secured through philanthropic endeavors, and

WHEREAS, additional funds from the Forest Preserve General Fund #130 have been transferred, and

WHEREAS, to off-set earned revenues the following decreases to the fiscal year 21 appropriations to minimize use of reserves are required, and

NOW, THEREFORE, BE IT RESOLVED by the Forest Preserve Commission of Rock Island County, Rock Island, Illinois, as follows:

SECTION 1. An emergency exists as outlined above.

SECTION 2. Revenues in the amount of $88,500.00 shall be decreased from the Niabi Zoo Fund #131 to the following:

AMOUNT	APPROPRIATION	DESCRIPTION
$50,000.00	131-32 311.10	Property Taxes
$8,500.00	131-32-347.23	Education Fees
$30,000.00	131-32-347.29	Membership/Season Pass Fees

SECTION 3. Revenues in the amount of $66,672.00 shall be increased in the Niabi Zoo Fund #131 to the following:

AMOUNT	APPROPRIATION	DESCRIPTION
$50,000.00	131-32-364.10	Contributions from Private Sources
$16,672.00	131-32-391.60	Transfer from General Fund

SECTION 4. Expenditures in the amount of $146,155.00 shall be decreased from the Niabi Zoo Fund #131 to the following:

AMOUNT	APPROPRIATION	DESCRIPTION
$5,000.00	131-32-07 411.10	Seasonal Salaries & Wages
$550.00	131-32-07 522	Operating Supplies
$500.00	131-32-07 526	Food
$50.00	131-32-07 631	Professional Services
$260.00	131-32-07 639	Rentals
$95.00	131-32-07 642	Dues & Membership

$5,000.00	131-32-08 412.00	Overtime
$20,000.00	131-32-08 413	Employee Health Benefit
$9,000.00	131-32-08 522	Operating Supplies
$13,000.00	131-32-08 528	Zoo Animals
$12,000.00	131-32-08 631	Professional Services
$5,500.00	131-32-08 638	Repairs & Maintenance
$2,200.00	131-32-08 767	Infrastructure & Improvement over $15,000
$3,000.00	131-32-10 411.00	Salaries & Wages
$10,000.00	131-32-10 411.10	Seasonal Salaries & Wages
$30,000.00	131-32-10 522.GS	Gift Shop Supplies
$7,000.00	131-32-10 644	Outside Contractual
$1,000.00	131-32-18 411.00	Salaries & Wages
$2,000.00	131-32-18 411.10	Seasonal Salaries & Wages
$5,000.00	131-32-18 522	Operating Supplies
$5,000.00	131-32-18 631	Professional Services
$10,000.00	131-32-18 637	Utilities

SECTION 4. This Resolution to become effective immediately.

ADOPTED by the Rock Island County Forest Preserve Commission, Rock Island County, Illinois, this 20th day of April, 2021.

Kai Swanson, President
Forest Preserve Commission

Karen Kinney, Secretary
Forest Preserve Commission

RESOLUTION
Re: Amendment to FY 21 IMRF Retirement Fund Appropriations

WHEREAS, the District's 2020 property tax levy for the IMRF Retirement Fund #132 is less than the 2019 property tax levy resulting in a lower property tax rate and amount funds to be received, and

WHEREAS, the IMRF Retirement Fund #132 property tax levy was reduced as the District's Fiscal Year 2022 employer obligations are projected to be less than prior years due to an adjustment to the IMRF assigned employer rate, and

WHEREAS, the lower employer rate assigned by IMRF is a result of the balance of the District's Early Retirement Incentive balance being retired, and

WHEREAS, the investment earnings for the IMRF Retirement Fund #132 are projected to be less than what is appropriated due to lower interest rates, and

WHEREAS, the decrease in the IMRF Retirement Fund #132 property levy allowed the District to increase the Niabi Zoo Fund #131 property tax ley to compensate for lost earned revenues resulting from the Covid 19 pandemic guidelines and restrictions imposed, and

NOW, THEREFORE, BE IT RESOLVED by the Forest Preserve Commission of Rock Island County, Rock Island, Illinois, as follows:

SECTION 1. An emergency exists as outlined above.

SECTION 2. An amount of $91,432.00 be reduced from property taxes & investment earnings to be received in the Forest Preserve IMRF Retirement Fund #132 to the following:

AMOUNT	APPROPRIATION	DESCRIPTION
$85,432.00	132-32 311.10	Property Taxes
$6,000.00	132-32 361.10	Investment Earnings

SECTION 3. This Resolution to become effective immediately.

ADOPTED by the Rock Island County Forest Preserve Commission, Rock Island County, Illinois, this 20th day of April, 2021.

Kai Swanson, President
Forest Preserve Commission

Karen Kinney, Secretary
Forest Preserve Commission

RESOLUTION
Re: Additional Funds for FY 21 Liability Fund

WHEREAS, additional funds are required in the Forest Preserve Liability Fund #133 for the necessary expenses incurred for the 2021 Fiscal Year, and

WHEREAS, additional funds are required for the cost allocation payment to Rock Island County for expenses allocated to the District from the Office of the State's Attorney Civil Division, and

WHEREAS, funds are available from unappropriated funds in the Forest Preserve Liability Fund #133, and

NOW, THEREFORE, BE IT RESOLVED by the Forest Preserve Commission of Rock Island County, Rock Island, Illinois, as follows:

SECTION 1. An emergency exists as outlined above.

SECTION 2. An amount of $45,000.00 be transferred from unappropriated funds in the Forest Preserve Liability Fund #133 to the following:

AMOUNT	APPROPRIATION	DESCRIPTION
$45,000.00	133-32 991.12	Transfer to other agencies

SECTION 3. This Resolution to become effective immediately.

ADOPTED by the Rock Island County Forest Preserve Commission, Rock Island County, Illinois, this 20th day of April, 2021.

Kai Swanson, President
Forest Preserve Commission

Karen Kinney, Secretary
Forest Preserve Commission

RESOLUTION
Re: Amendment to FY 21 Liability Fund Appropriations

WHEREAS, the District's 2020 property tax levy for the Liability Insurance Fund #133 is less than the 2019 property tax levy resulting in a lower property tax rate and funds to be received, and

WHEREAS, the investment earnings for the Liability Insurance Fund #133 are projected to be less than what is appropriated due to lower interest rates, and

WHEREAS, the Liability Insurance Fund #133 property tax levy amount of funds was reduced due to significant reserves within the Fund, and

WHEREAS, the fiscal year 2022 expenditures are projected to be less than prior year's, and

WHEREAS, there are no open or pending liability claims or litigation against the District, and

WHEREAS, the decrease in the property tax levy in the Liability Insurance Fund #133 allowed the District to increase the Niabi Zoo Fund #131 property tax levy to compensate for lost earned revenues resulting from the Covid 19 pandemic guidelines and restrictions, and

NOW, THEREFORE, BE IT RESOLVED by the Forest Preserve Commission of Rock Island County, Rock Island, Illinois, as follows:

SECTION 1. An emergency exists as outlined above.

SECTION 2. An amount of $43,000.00 be reduced from property taxes & investment earnings to be received in the Forest Preserve Liability Insurance Fund #133 to the following:

AMOUNT	APPROPRIATION	DESCRIPTION
$40,000.00	133-32 311.10	Property Taxes
$3,000.00	133-32 361.10	Investment Earnings

SECTION 3. This Resolution to become effective immediately.

ADOPTED by the Rock Island County Forest Preserve Commission, Rock Island County, Illinois, this 20th day of April, 2021.

Kai Swanson, President
Forest Preserve Commission

Karen Kinney, Secretary
Forest Preserve Commission

RESOLUTION
Re: Amendment to FY 21 FISSA Fund Appropriations

WHEREAS, the investment earnings for the FISSA Fund #136 are projected to be less than what is appropriated due to lower interest rates, and

NOW, THEREFORE, BE IT RESOLVED by the Forest Preserve Commission of Rock Island County, Rock Island, Illinois, as follows:

SECTION 1. An emergency exists as outlined above.

SECTION 2. An amount of $4,000.00 be reduced from investment earnings to be received in the FISSA Fund #136 to the following:

AMOUNT	APPROPRIATION	DESCRIPTION
$4,000.00	136-32 361.10	Investment Earnings

SECTION 3. This Resolution to become effective immediately.

ADOPTED by the Rock Island County Forest Preserve Commission, Rock Island County, Illinois, this 20th day of April, 2021.

Kai Swanson, President
Forest Preserve Commission

Karen Kinney, Secretary
Forest Preserve Commission

RESOLUTION
Re: Amendment to FY 21 Development of Forests & Construction of Improvements Fund

WHEREAS, the District's 2020 property tax levy for the Development of Forests & Construction of Improvements Fund #335 is less than the 2019 property tax levy resulting in a lower property tax rate and amount funds to be received, and

WHEREAS, the decrease in the Development of Forests & Construction of Improvements Fund #335 property levy allowed the District to increase the Niabi Zoo Fund #131 property tax levy to compensate for lost earned revenues resulting from the Covid 19 pandemic guidelines and restrictions imposed, and

NOW, THEREFORE, BE IT RESOLVED by the Forest Preserve Commission of Rock Island County, Rock Island, Illinois, as follows:

SECTION 1. An emergency exists as outlined above.

SECTION 2. An amount of $182,533.00 be reduced from property taxes to be received in the Development of Forests & Construction of Improvements Fund #335 to the following:

AMOUNT	APPROPRIATION	DESCRIPTION
$182,533.00	335-32 311.10	Property Taxes

SECTION 3. This Resolution to become effective immediately.

ADOPTED by the Rock Island County Forest Preserve Commission, Rock Island County, Illinois, this 20th day of April, 2021.

Kai Swanson, President
Forest Preserve Commission

Karen Kinney, Secretary
Forest Preserve Commission

Commissioner Simmer moved to approve and Commissioner Vyncke seconded.

Commissioner Adams moved to approve the previous roll call vote. Commissioners Sowards and Deppe seconded.

D. Adams, D. Beck, L. Boswell-Loftin, R. Brunk, L. Burns, D. Cremeens, J. Deppe, C. Enburg, D. Johnston, E. Langdon, D. Mielke, L. Moreno, M. Moreno, R. Morthland, A. Normoyle, S. Noyd, P. O'Brien, R. Simmer, E. Sowards, B. Vyncke, J.R. Westpfahl

TOTAL YES 21

TOTAL NO 0

Motion carried.

6. **Comments from Commissioners: (One)**

Commissioner Deppe was recognized.

Mr. Deppe stated, "Is it on?"

Ms. Kinney stated, "Hang on, Jeff. There you are, you were right under my nose." (Chuckles)

Mr. Deppe stated, "Last year we had the ability to...was it, adopt a Cool Cat out there...are we doing that this year?"

President Swanson stated, "Thank you...no you didn't. Thank you, Mr. Deppe. Mr. Deppe is referring to the fact that you can adopt animals and make a gift, um, figuratively adopting an animal at Niabi. You are just underwriting a portion of the costs of their care...and I am grateful to Mr. Deppe and his colleagues who did that last year. You can do that at any time. Go to the Niabi Zoo website under donate. And if you would like to adopt an animal...I know my grandkids have some favorites out there. I don't know if it's one of your favorites, but you can do so at any time. Thank you, Mr. Deppe for that question. We don't yet have the Rhino's out there but I can't wait for that guy to get here. Are there any other comments at this time?"

7. Commissioner O'Brien moved to approve all Routine Reports from the Director and Departments Heads of the Forest Preserve Commission, as presented. Commissioners Adams and Sowards seconded.

Commissioner Burns moved to approve the previous roll call vote. Commissioners Adams and Sowards seconded.

D. Adams, D. Beck, L. Boswell-Loftin, R. Brunk, L. Burns, D. Cremeens, J. Deppe, C. Enburg, D. Johnston, E. Langdon, D. Mielke, L. Moreno, M. Moreno, R. Morthland, A. Normoyle, S. Noyd, P. O'Brien, R. Simmer, E. Sowards, B. Vyncke, J.R. Westpfahl

TOTAL YES 21

TOTAL NO 0

Motion carried.

8. President Swanson stated, "At this time, it is my great pleasure to commend your positive consideration and ask to approve the appointment of Mr. Paul Powers of Davenport, Iowa, to the Niabi Zoo Community Advisory Board."

Commissioner Adams moved to approve. Commissioner Simmer seconded.

Commissioner Simmer moved to approve the previous roll call vote. Commissioner Deppe seconded.

D. Adams, D. Beck, L. Boswell-Loftin, R. Brunk, L. Burns, D. Cremeens, J. Deppe, C. Enburg, D. Johnston, E. Langdon, D. Mielke, L. Moreno, M. Moreno, R. Morthland, A. Normoyle, S. Noyd, P. O'Brien, R. Simmer, E. Sowards, B. Vyncke, J.R. Westpfahl

TOTAL YES 21

TOTAL NO 0

Motion carried.

The next meeting of the Forest Preserve Commission is Tuesday, May 18, 2021, at 5:30pm, immediately following the meeting of the Rock Island County Board.

President Swanson declared the Forest Preserve Meeting recessed.

RESPECTFULLY SUBMITTED,

KAREN KINNEY
COUNTY CLERK AND SECRETARY
OF THE FOREST PRESERVE COMMISSION

KK:rw

FM100EALL: All Committees - AP by G/L

Invoice Due Date Range 04/01/21 - 04/30/21

Forest Preserve District
Rock Island County, Illinois

Vendor	Invoice No.	Invoice Description	Status	Held Reason	Invoice Date	Due Date	G/L Date	Received Date	Payment Date	Invoice Amount
Fund **130 - Forest Preserve**										
Department **32 - Forest Preserve**										
Sub Department **10 - Administration**										
Object detail **413.00 - Employee Health Benefits**										
104358 - EWERT-TREAS EMPLOYEE HEALTH BENEFIT	EHB 0421 FP	retiree insurance	Open		04/29/2021	04/29/2021	04/29/2021			3,251.50
				Object detail **413.00 - Employee Health Benefits** Totals				Invoice Transactions	1	$3,251.50
Object detail **521.00 - Office Supplies**										
104377 - EWERT-TREAS PURCHASING	SU21-547	copy paper	Open		04/29/2021	04/29/2021	04/29/2021			205.72
				Object detail **521.00 - Office Supplies** Totals				Invoice Transactions	1	$205.72
Object detail **630.00 - Training & Education**										
104890 - FIRST MIDWEST BANK	478459107	IAPD;Webinar;3/30/21; card # 4518 9610	Open		04/26/2021	04/26/2021	04/26/2021			6.00
104890 - FIRST MIDWEST BANK	477454488	IAPD;Webinar;3/24/21; card # 4518 9610	Open		04/26/2021	04/26/2021	04/26/2021			6.00
104890 - FIRST MIDWEST BANK	480257574	IAPD;Webinar;4/8/21;card # 4518 9610	Open		04/29/2021	04/29/2021	04/29/2021			6.00
				Object detail **630.00 - Training & Education** Totals				Invoice Transactions	3	$18.00
Object detail **631.00 - Professional Services**										
107734 - MINDFIRE COMMUNICATIONS	15968	21-RICFP-0081 - Opening Season Email	Open		04/30/2021	04/30/2021	04/30/2021			540.00
107734 - MINDFIRE COMMUNICATIONS	15969	21-RICFP-0082 - Season Opening PR	Open		04/30/2021	04/30/2021	04/30/2021			1,126.25
107734 - MINDFIRE COMMUNICATIONS	15970	21-RICPF-0084 - Website Updates	Open		04/30/2021	04/30/2021	04/30/2021			226.88
				Object detail **631.00 - Professional Services** Totals				Invoice Transactions	3	$1,893.13
Object detail **632.00 - Communications**										
104365 - EWERT-TREAS GENERAL FUND	VER03-2021 FP	0012571632CP	Open		04/26/2021	04/26/2021	04/26/2021			87.36
104365 - EWERT-TREAS GENERAL FUND	PO21-03	postage	Open		04/26/2021	04/26/2021	04/26/2021			15.01
103672 - US CELLULAR	0433721237	acct # 851241037 4/10/21-5/9/21	Open		04/29/2021	04/29/2021	04/29/2021			193.49
				Object detail **632.00 - Communications** Totals				Invoice Transactions	3	$295.86
Object detail **635.00 - Printing & Duplicating**										
104377 - EWERT-TREAS PURCHASING	PR21-546	packet printing	Open		04/29/2021	04/29/2021	04/29/2021			183.75
				Object detail **635.00 - Printing & Duplicating** Totals				Invoice Transactions	1	$183.75
Object detail **644.00 - Outside Contractual**										
107335 - EWERT-TREAS MPS	MPS APR 2021 FP	0012510644	Open		04/26/2021	04/26/2021	04/26/2021			95.75
104890 - FIRST MIDWEST BANK	69385	Vermont Systems;Monthly Usage;4/2/21;card # 4518 9610	Open		04/26/2021	04/26/2021	04/26/2021			2,350.00
				Object detail **644.00 - Outside Contractual** Totals				Invoice Transactions	2	$2,445.75
				Sub Department **10 - Administration** Totals				Invoice Transactions	14	$8,293.71

015

FM100EALL: All Committees - AP by G/L

Invoice Due Date Range 04/01/21 - 04/30/21

Forest Preserve District
Rock Island County, Illinois

Vendor	Invoice No.	Invoice Description	Status	Held Reason	Invoice Date	Due Date	G/L Date	Received Date	Payment Date	Invoice Amount
Fund **130 - Forest Preserve**										
Department **32 - Forest Preserve**										
Sub Department **90 - Illiniwek**										
Object detail **414.00 - Uniform/Clothing**										
107713 - BREEDLOVE SPORTING GOODS INC	41186	staff t-shirts	Open		04/29/2021	04/29/2021	04/29/2021			130.00
107713 - BREEDLOVE SPORTING GOODS INC	41185	staff polos	Open		04/29/2021	04/29/2021	04/29/2021			196.67
				Object detail **414.00 - Uniform/Clothing** Totals			Invoice Transactions 2			$326.67
Object detail **522.00 - Operating Supplies**										
100854 - ANCHOR LUMBER	K01264/1	tape and wrap	Open		04/16/2021	04/16/2021	04/16/2021			32.27
104890 - FIRST MIDWEST BANK	614547	SWCD;trees;3/31/21;card # 4520 5325	Open		04/16/2021	04/16/2021	04/16/2021			840.00
100854 - ANCHOR LUMBER	801360/1	reinforcing mesh	Open		04/21/2021	04/21/2021	04/21/2021			146.77
104890 - FIRST MIDWEST BANK	9410655	Amazon;seeds;4/10/21;card #4520 5325	Open		04/21/2021	04/21/2021	04/21/2021			39.96
104890 - FIRST MIDWEST BANK	270876	PrairieMoonNursery;seeds;3/31/21;card # 4520 5325	Open		04/21/2021	04/21/2021	04/21/2021			1,620.50
101636 - GREAT WESTERN SUPPLY CO	163689	toilet paper, cleanser, and hand towels	Open		04/21/2021	04/21/2021	04/21/2021			699.57
104862 - MILLER TRUCKING AND EXCAVATING	21564	rock	Open		04/21/2021	04/21/2021	04/21/2021			31.88
103341 - RICO SOIL & WATER CONSERVATION	5122	trees	Open		04/29/2021	04/29/2021	04/29/2021			108.00
103359 - RIVERSTONE GROUP INC	1034234	commercial rip rap	Open		04/29/2021	04/29/2021	04/29/2021			81.48
				Object detail **522.00 - Operating Supplies** Totals			Invoice Transactions 9			$3,600.43
Object detail **523.00 - Repair/Maintenance Supplies**										
100854 - ANCHOR LUMBER	801049/1	shower kit, and gripp clp	Open		04/16/2021	04/16/2021	04/16/2021			21.28
100854 - ANCHOR LUMBER	801066/1	pipe, and nipple	Open		04/16/2021	04/16/2021	04/16/2021			74.65
100854 - ANCHOR LUMBER	801155/1	bushings, adapter, and coupler	Open		04/16/2021	04/16/2021	04/16/2021			68.83
102792 - MENARDS INC	81567	latch, fiber liner, and pipe	Open		04/16/2021	04/16/2021	04/16/2021			29.41
102792 - MENARDS INC	82397	hose, and nozzle	Open		04/16/2021	04/16/2021	04/16/2021			69.53
103150 - QUINN HARDWARE	131072	brass female hose attachment	Open		04/16/2021	04/16/2021	04/16/2021			5.59
100854 - ANCHOR LUMBER	801477/1	rebar reinforcement rod, and bit holder	Open		04/21/2021	04/21/2021	04/21/2021			146.79
100854 - ANCHOR LUMBER	801488/1	fencing, and rebar reinfrocement rod	Open		04/21/2021	04/21/2021	04/21/2021			174.88
100854 - ANCHOR LUMBER	801561/1	white shower bracket	Open		04/21/2021	04/21/2021	04/21/2021			6.79
100854 - ANCHOR LUMBER	801587/1	shower arm w/flange, and coupling	Open		04/21/2021	04/21/2021	04/21/2021			14.48

FM100EALL: All Committees - AP by G/L

Invoice Due Date Range 04/01/21 - 04/30/21

Forest Preserve District
Rock Island County, Illinois

Vendor	Invoice No.	Invoice Description	Status	Held Reason	Invoice Date	Due Date	G/L Date	Received Date	Payment Date	Invoice Amount
Fund **130 - Forest Preserve**										
Department **32 - Forest Preserve**										
Sub Department **90 - Illiniwek**										
Object detail **523.00 - Repair/Maintenance Supplies**										
100509 - CONNOR CO	S9510297.001	lead free brass, toilet conn, and teflon tape	Open		04/21/2021	04/21/2021	04/21/2021			122.02
103150 - QUINN HARDWARE	131241	nipples, brass connectors, and teflon tape	Open		04/21/2021	04/21/2021	04/21/2021			17.61
104862 - MILLER TRUCKING AND EXCAVATING	21598	down recycle, and top soil	Open		04/29/2021	04/29/2021	04/29/2021			90.68
103150 - QUINN HARDWARE	131415	hinge, and glue	Open		04/29/2021	04/29/2021	04/29/2021			32.20
103150 - QUINN HARDWARE	131417	misc repair supplies	Open		04/29/2021	04/29/2021	04/29/2021			.72
			Object detail **523.00 - Repair/Maintenance Supplies** Totals					Invoice Transactions 15		$875.46
Object detail **524.00 - Small Tools & Equip under $1,000**										
100854 - ANCHOR LUMBER	800964/1	showerhead	Open		04/16/2021	04/16/2021	04/16/2021			41.94
104890 - FIRST MIDWEST BANK	131741412	Uline;Garbage grabbers;3/25/21;card # 4520 5325	Open		04/16/2021	04/16/2021	04/16/2021			187.72
104890 - FIRST MIDWEST BANK	3971-4744	NOF;Fire rings;4/1/21;card # 4520 5325	Open		04/16/2021	04/16/2021	04/16/2021			1,040.00
104890 - FIRST MIDWEST BANK	675758	walmart;cable splitter;3/23/21;card # 4518 2859	Open		04/16/2021	04/16/2021	04/16/2021			58.44
104890 - FIRST MIDWEST BANK	693780	Walmart;surge protector;4/1/21;card # 4520 5325	Open		04/16/2021	04/16/2021	04/16/2021			33.98
104890 - FIRST MIDWEST BANK	0003442	Amazon;tether ball;4/10/21;card # 4520 5325	Open		04/21/2021	04/21/2021	04/21/2021			26.98
104890 - FIRST MIDWEST BANK	04062021	National Outdoor Furniture;credit;4/6/21; card # 4520 5325	Open		04/30/2021	04/30/2021	04/30/2021			(105.00)
			Object detail **524.00 - Small Tools & Equip under $1,000** Totals					Invoice Transactions 7		$1,284.06
Object detail **632.00 - Communications**										
104890 - FIRST MIDWEST BANK	630464	Mediacom;Dec Statement-IL;3/16/21;card # 4518 9610	Open		04/16/2021	04/16/2021	04/16/2021			329.88
104890 - FIRST MIDWEST BANK	Y1F4VVSD	Mediacom;July Statement-IL;3/16/21;card # 4518 9610	Open		04/16/2021	04/16/2021	04/16/2021			335.43
107819 - MEDIACOM COMMUNICATIONS CORPORATION	0000106 0521	8384890360000106	Open		04/16/2021	04/16/2021	04/16/2021			267.16

017

FM100EALL: All Committees - AP by G/L

Invoice Due Date Range 04/01/21 - 04/30/21

Forest Preserve District
Rock Island County, Illinois

Vendor	Invoice No.	Invoice Description	Status	Held Reason	Invoice Date	Due Date	G/L Date	Received Date	Payment Date	Invoice Amount
Fund **130 - Forest Preserve**										
Department **32 - Forest Preserve**										
Sub Department **90 - Illiniwek**										
Object detail **632.00 - Communications**										
104365 - EWERT-TREAS GENERAL FUND	VER03-2021IL	0012571632CP	Open		04/21/2021	04/21/2021	04/21/2021			88.07
101240 - FRONTIER	496-2620 0421	309-496-2620-072473-2 4/4/21-5/3/21	Open		04/21/2021	04/21/2021	04/21/2021			105.78
101240 - FRONTIER	496-2790 0421	309-496-2790-082675-2 4/4/21-5/3/21	Open		04/21/2021	04/21/2021	04/21/2021			71.32
				Object detail **632.00 - Communications** Totals				Invoice Transactions	6	$1,197.64
Object detail **637.00 - Public Utility Services**										
103828 - VILLAGE OF HAMPTON	1701001 0321	acct # 1701001 water & sewer 3/1/21-3/31/21	Open		04/16/2021	04/16/2021	04/16/2021			47.78
107765 - MIDAMERICAN / BERKSHIRE HATHAWAY ENERGY	17940 0321 IL	17940-67026; 3/19/21 - 4/19/21	Open		04/27/2021	04/27/2021	04/27/2021			101.00
107765 - MIDAMERICAN / BERKSHIRE HATHAWAY ENERGY	18150 0321 IL	18150-67017; 3/19/21 - 4/19/21	Open		04/27/2021	04/27/2021	04/27/2021			163.66
107765 - MIDAMERICAN / BERKSHIRE HATHAWAY ENERGY	23400 0321 IL	23400-67013; 3/19/21 - 4/19/21	Open		04/27/2021	04/27/2021	04/27/2021			26.12
107765 - MIDAMERICAN / BERKSHIRE HATHAWAY ENERGY	23610 0321 IL	23610-67014; 3/19/21 - 4/19/21	Open		04/27/2021	04/27/2021	04/27/2021			82.47
107765 - MIDAMERICAN / BERKSHIRE HATHAWAY ENERGY	23820 0321 IL	23820-67015; 3/24/21 - 4/22/21	Open		04/27/2021	04/27/2021	04/27/2021			10.69
107765 - MIDAMERICAN / BERKSHIRE HATHAWAY ENERGY	24240 0321 IL	24240-67014; 3/19/21 - 4/19/21	Open		04/27/2021	04/27/2021	04/27/2021			56.53
107765 - MIDAMERICAN / BERKSHIRE HATHAWAY ENERGY	30781 0321 IL	30781-02009; 3/19/21 - 4/19/21	Open		04/27/2021	04/27/2021	04/27/2021			116.37
107765 - MIDAMERICAN / BERKSHIRE HATHAWAY ENERGY	65281 0321 IL	65281-37004; 3/19/21 - 4/19/21	Open		04/27/2021	04/27/2021	04/27/2021			135.54
107765 - MIDAMERICAN / BERKSHIRE HATHAWAY ENERGY	68580 0321 IL	68580-96008; 3/19/21 - 4/19/21	Open		04/27/2021	04/27/2021	04/27/2021			175.88
				Object detail **637.00 - Public Utility Services** Totals				Invoice Transactions	10	$916.04
Object detail **638.00 - Repairs & Maintenance**										
107691 - POMP'S TIRE SERVICE INC	1060055226	tire repair service	Open		04/16/2021	04/16/2021	04/16/2021			195.00
100104 - B&B DRAIN TECH INC	147527	clean shower drain in women's shower	Open		04/21/2021	04/21/2021	04/21/2021			129.00
				Object detail **638.00 - Repairs & Maintenance** Totals				Invoice Transactions	2	$324.00
Object detail **639.00 - Rentals**										
100104 - B&B DRAIN TECH INC	P24539	Illiniwek portapottie rental 3/1/21-3/31/21	Open		04/16/2021	04/16/2021	04/16/2021			70.00
				Object detail **639.00 - Rentals** Totals				Invoice Transactions	1	$70.00

018

FM100EALL: All Committees - AP by G/L

Invoice Due Date Range 04/01/21 - 04/30/21

Forest Preserve District
Rock Island County, Illinois

Vendor	Invoice No.	Invoice Description	Status	Held Reason	Invoice Date	Due Date	G/L Date	Received Date	Payment Date	Invoice Amount
Fund **130 - Forest Preserve**										
Department **32 - Forest Preserve**										
Sub Department **90 - Illiniwek**										
Object detail **644.00 - Outside Contractual**										
107335 - EWERT-TREAS MPS	MPS APR 2021 IL	0012510644	Open		04/21/2021	04/21/2021	04/21/2021			33.24
				Object detail **644.00 - Outside Contractual** Totals				Invoice Transactions	1	$33.24
				Sub Department **90 - Illiniwek** Totals				Invoice Transactions	53	$8,627.54
Sub Department **91 - Loud Thunder**										
Object detail **414.00 - Uniform/Clothing**										
107713 - BREEDLOVE SPORTING GOODS INC	41186	staff t-shirts	Open		04/29/2021	04/29/2021	04/29/2021			130.00
107713 - BREEDLOVE SPORTING GOODS INC	41185	staff polos	Open		04/29/2021	04/29/2021	04/29/2021			196.67
				Object detail **414.00 - Uniform/Clothing** Totals				Invoice Transactions	2	$326.67
Object detail **522.00 - Operating Supplies**										
100105 - B&B HARDWARE	157984	masking tape, and keys	Open		04/16/2021	04/16/2021	04/16/2021			10.95
100105 - B&B HARDWARE	158102	keys	Open		04/16/2021	04/16/2021	04/16/2021			5.97
102338 - JP GASWAY CO INC	981162-000	can liners	Open		04/16/2021	04/16/2021	04/16/2021			306.30
107728 - MILL CREEK MINING INC	18293MB	rock	Open		04/16/2021	04/16/2021	04/16/2021			96.80
102504 - SITEONE LANDSCAPE FKA JOHN DEERE LANDSCAPES	106834940-001	wasp and hornet spray	Open		04/16/2021	04/16/2021	04/16/2021			113.40
101636 - GREAT WESTERN SUPPLY CO	162513	towels, toilet paper, gloves, and urinal screen	Open		04/22/2021	04/22/2021	04/22/2021			1,269.22
100105 - B&B HARDWARE	158348	keys	Open		04/28/2021	04/28/2021	04/28/2021			3.98
101654 - GREENWOOD CLEANING SYSTEMS	483406-000	paper towels	Open		04/28/2021	04/28/2021	04/28/2021			104.04
103341 - RICO SOIL & WATER CONSERVATION	5122	trees	Open		04/29/2021	04/29/2021	04/29/2021			82.00
104890 - FIRST MIDWEST BANK	655612	ForrestKeelingNursery; Oak;3/17/21;card # 4518 9545	Open		04/30/2021	04/30/2021	04/30/2021			187.50
				Object detail **522.00 - Operating Supplies** Totals				Invoice Transactions	10	$2,180.16
Object detail **522.BR - Boat rental operating supplies**										
104890 - FIRST MIDWEST BANK	9575	Ted's Boatarama;breakers & post lug;3/15/21;card # 4518 9545	Open		04/16/2021	04/16/2021	04/16/2021			519.30
104479 - PETTY CASH--LOUD THUNDER	Concessions0920	bait concessions reimbursement	Open		04/29/2021	04/29/2021	04/29/2021			94.50
				Object detail **522.BR - Boat rental operating supplies** Totals				Invoice Transactions	2	$613.80

019

FM100EALL: All Committees - AP by G/L

Invoice Due Date Range 04/01/21 - 04/30/21

Forest Preserve District
Rock Island County, Illinois

Vendor	Invoice No.	Invoice Description	Status	Held Reason	Invoice Date	Due Date	G/L Date	Received Date	Payment Date	Invoice Amount
Fund **130 - Forest Preserve**										
Department **32 - Forest Preserve**										
Sub Department **91 - Loud Thunder**										
Object detail **523.00 - Repair/Maintenance Supplies**										
100105 - B&B HARDWARE	157888	pipe sealant, screwdriver set, and test hose gauge	Open		04/16/2021	04/16/2021	04/16/2021			42.85
104890 - FIRST MIDWEST BANK	7919426	Amazon;tubing;3/18/21 ;card # 4518 9545	Open		04/16/2021	04/16/2021	04/16/2021			37.99
102792 - MENARDS INC	81541	lumber	Open		04/16/2021	04/16/2021	04/16/2021			79.40
102792 - MENARDS INC	82377	plumbing repair supplies	Open		04/16/2021	04/16/2021	04/16/2021			107.85
100509 - CONNOR CO	S9517090.001	spuds, and ring wax	Open		04/22/2021	04/22/2021	04/22/2021			605.03
102656 - MARTIN EQUIPMENT OF IA-IL	554346	dry charged battery	Open		04/22/2021	04/22/2021	04/22/2021			150.14
102656 - MARTIN EQUIPMENT OF IA-IL	554668	cable	Open		04/22/2021	04/22/2021	04/22/2021			185.04
102792 - MENARDS INC	82888	pipe, tube, and coupling	Open		04/22/2021	04/22/2021	04/22/2021			72.45
100509 - CONNOR CO	S9522170.001	gas cylinder, hard tube, and ftg brush	Open		04/28/2021	04/28/2021	04/28/2021			291.85
100509 - CONNOR CO	S9520072.001	repair kit	Open		04/28/2021	04/28/2021	04/28/2021			30.26
102656 - MARTIN EQUIPMENT OF IA-IL	557251	rings, pin fasteners, ball joints, and cable	Open		04/28/2021	04/28/2021	04/28/2021			711.16
102792 - MENARDS INC	83360	washers, nuts, lumber, and bolts	Open		04/28/2021	04/28/2021	04/28/2021			154.98
102656 - MARTIN EQUIPMENT OF IA-IL	557790	rim and wheel center	Open		04/30/2021	04/30/2021	04/30/2021			282.48
				Object detail **523.00 - Repair/Maintenance Supplies** Totals				Invoice Transactions	13	$2,751.48
Object detail **524.00 - Small Tools & Equip under $1,000**										
100105 - B&B HARDWARE	157907	screwdriver set return	Open		04/16/2021	04/16/2021	04/16/2021			(15.49)
102792 - MENARDS INC	83282 4/21/21	folding pruning saws	Open		04/22/2021	04/22/2021	04/22/2021			119.88
102792 - MENARDS INC	82896	pipe cutter, hand blade, and recip blade	Open		04/22/2021	04/22/2021	04/22/2021			34.26
102792 - MENARDS INC	83325	tool kit, and bits	Open		04/28/2021	04/28/2021	04/28/2021			45.79
				Object detail **524.00 - Small Tools & Equip under $1,000** Totals				Invoice Transactions	4	$184.44
Object detail **526.00 - Food Purchases**										
107929 - PEPSI-COLA OF ROCK ISLAND / WP BEVERAGE LLC	94109674	beverage concessions	Open		04/16/2021	04/16/2021	04/16/2021			820.55
107804 - SYSCO IOWA	239328758	candy concessions	Open		04/22/2021	04/22/2021	04/22/2021			443.95
				Object detail **526.00 - Food Purchases** Totals				Invoice Transactions	2	$1,264.50
Object detail **632.00 - Communications**										
104365 - EWERT-TREAS GENERAL FUND	VER03-2021 LT	0012571632CP	Open		04/22/2021	04/22/2021	04/22/2021			209.99
100211 - AT&T	795-1040 0421	309 795-1040 695 7 4/16/21-5/15/21	Open		04/28/2021	04/28/2021	04/28/2021			821.34

020

FM100EALL: All Committees - AP by G/L

Invoice Due Date Range 04/01/21 - 04/30/21

Forest Preserve District
Rock Island County, Illinois

Vendor	Invoice No.	Invoice Description	Status	Held Reason	Invoice Date	Due Date	G/L Date	Received Date	Payment Date	Invoice Amount
Fund **130 - Forest Preserve**										
Department **32 - Forest Preserve**										
Sub Department **91 - Loud Thunder**										
Object detail **632.00 - Communications**										
103672 - US CELLULAR	0433721237	acct # 851241037 4/10/21-5/9/21	Open		04/29/2021	04/29/2021	04/29/2021			193.49
				Object detail **632.00 - Communications** Totals			Invoice Transactions 3			$1,224.82
Object detail **637.00 - Public Utility Services**										
107765 - MIDAMERICAN / BERKSHIRE HATHAWAY ENERGY	00881 0321 LT	00881-31041; 3/11/21 - 4/9/21	Open		04/21/2021	04/21/2021	04/21/2021			26.01
107765 - MIDAMERICAN / BERKSHIRE HATHAWAY ENERGY	01731 0321 LT	01731-59093; 3/11/21 - 4/9/21	Open		04/21/2021	04/21/2021	04/21/2021			24.21
107765 - MIDAMERICAN / BERKSHIRE HATHAWAY ENERGY	02930 0321 LT	02930-49243; 3/11/21 - 4/9/21	Open		04/21/2021	04/21/2021	04/21/2021			25.39
107765 - MIDAMERICAN / BERKSHIRE HATHAWAY ENERGY	04690 0321 LT	04690-64027; 3/11/21 - 4/9/21	Open		04/21/2021	04/21/2021	04/21/2021			67.93
107765 - MIDAMERICAN / BERKSHIRE HATHAWAY ENERGY	04900 0321 LT	04900-64012; 3/11/21 - 4/9/21	Open		04/21/2021	04/21/2021	04/21/2021			75.45
107765 - MIDAMERICAN / BERKSHIRE HATHAWAY ENERGY	05110 0321 LT	05110-64010; 3/11/21 - 4/9/21	Open		04/21/2021	04/21/2021	04/21/2021			25.86
107765 - MIDAMERICAN / BERKSHIRE HATHAWAY ENERGY	05320 0321 LT	05320-64011; 3/11/21 - 4/9/21	Open		04/21/2021	04/21/2021	04/21/2021			359.28
107765 - MIDAMERICAN / BERKSHIRE HATHAWAY ENERGY	05470 0321 LT	05470-61003; 3/11/21 - 4/9/21	Open		04/21/2021	04/21/2021	04/21/2021			30.85
107765 - MIDAMERICAN / BERKSHIRE HATHAWAY ENERGY	05740 0321 LT	05740-64013; 3/11/21 - 4/9/21	Open		04/21/2021	04/21/2021	04/21/2021			28.40
107765 - MIDAMERICAN / BERKSHIRE HATHAWAY ENERGY	05950 0321 LT	05950-64014; 3/11/21 - 4/9/21	Open		04/21/2021	04/21/2021	04/21/2021			26.32
107765 - MIDAMERICAN / BERKSHIRE HATHAWAY ENERGY	06790 0321 LT	06790-64015; 3/11/21 - 4/9/21	Open		04/21/2021	04/21/2021	04/21/2021			57.46
107765 - MIDAMERICAN / BERKSHIRE HATHAWAY ENERGY	07000 0321 LT	07000-64014; 3/11/21 - 4/9/21	Open		04/21/2021	04/21/2021	04/21/2021			27.54
107765 - MIDAMERICAN / BERKSHIRE HATHAWAY ENERGY	08311 0321 LT	08311-02102; 3/11/21 - 4/9/21	Open		04/21/2021	04/21/2021	04/21/2021			73.90
107765 - MIDAMERICAN / BERKSHIRE HATHAWAY ENERGY	08430 0321 LT	08430-13166; 3/11/21 - 4/9/21	Open		04/21/2021	04/21/2021	04/21/2021			25.39
107765 - MIDAMERICAN / BERKSHIRE HATHAWAY ENERGY	10910 0321 LT	10910-75005; 3/11/21 - 4/9/21	Open		04/21/2021	04/21/2021	04/21/2021			23.58
107765 - MIDAMERICAN / BERKSHIRE HATHAWAY ENERGY	11071 0321 LT	11071-35040; 3/11/21 - 4/9/21	Open		04/21/2021	04/21/2021	04/21/2021			25.39
107765 - MIDAMERICAN / BERKSHIRE HATHAWAY ENERGY	12480 0321 LT	12480-91012; 3/11/21 - 4/9/21	Open		04/21/2021	04/21/2021	04/21/2021			31.85
107765 - MIDAMERICAN / BERKSHIRE HATHAWAY ENERGY	16731 0321 LT	16731-69005; 3/11/21 - 4/9/21	Open		04/21/2021	04/21/2021	04/21/2021			25.39

Vendor	Invoice No.	Invoice Description	Status	Held Reason	Invoice Date	Due Date	G/L Date	Received Date	Payment Date	Invoice Amount
Fund **130 - Forest Preserve**										
Department **32 - Forest Preserve**										
Sub Department **91 - Loud Thunder**										
Object detail **637.00 - Public Utility Services**										
107765 - MIDAMERICAN / BERKSHIRE HATHAWAY ENERGY	20831 0321 LT	20831-52117; 3/11/21 - 4/9/21	Open		04/21/2021	04/21/2021	04/21/2021			25.61
107765 - MIDAMERICAN / BERKSHIRE HATHAWAY ENERGY	28931 0321 LT	28931-44005; 3/11/21 - 4/9/21	Open		04/21/2021	04/21/2021	04/21/2021			110.96
107765 - MIDAMERICAN / BERKSHIRE HATHAWAY ENERGY	30631 0321 LT	30631-69008; 3/11/21 - 4/9/21	Open		04/21/2021	04/21/2021	04/21/2021			29.71
107765 - MIDAMERICAN / BERKSHIRE HATHAWAY ENERGY	39810 0321 LT	39810-53001; 3/11/21 - 4/9/21	Open		04/21/2021	04/21/2021	04/21/2021			18.54
107765 - MIDAMERICAN / BERKSHIRE HATHAWAY ENERGY	40591 0321 LT	40591-52004; 3/11/21 - 4/9/21	Open		04/21/2021	04/21/2021	04/21/2021			25.39
Object detail **637.00 - Public Utility Services** Totals							Invoice Transactions		23	$1,190.41
Object detail **638.00 - Repairs & Maintenance**										
102306 - JL BRADY CO	65193	Geo Clean and Check	Open		04/16/2021	04/16/2021	04/16/2021			237.50
102306 - JL BRADY CO	65534	thermostat repair service	Open		04/22/2021	04/22/2021	04/22/2021			790.02
105432 - TITAN MACHINERY INC	1270558CL	hydraulics drift repair service	Open		04/22/2021	04/22/2021	04/22/2021			3,639.31
Object detail **638.00 - Repairs & Maintenance** Totals							Invoice Transactions		3	$4,666.83
Object detail **639.00 - Rentals**										
107810 - CULLIGAN OF DAVENPORT / K&S H2O IN	274060 0421	conditioner rental 4/1/21-4/30/21	Open		04/16/2021	04/16/2021	04/16/2021			35.70
Object detail **639.00 - Rentals** Totals							Invoice Transactions		1	$35.70
Object detail **644.00 - Outside Contractual**										
107717 - ADT US HOLDINGS	839699336	security alarm services 4/17/21 - 5/16/21	Open		04/16/2021	04/16/2021	04/16/2021			54.63
107712 - REPUBLIC SERVICES OF BETT / ALLIED SERVICES	0400-002081319	April and May 2021 waste Service - Loud Thunder	Open		04/28/2021	04/28/2021	04/28/2021			895.17
Object detail **644.00 - Outside Contractual** Totals							Invoice Transactions		2	$949.80
Object detail **764.00 - Mach & Equipment $1,000-$4,999**										
104890 - FIRST MIDWEST BANK	13122	Tower Company;Dump Station Tower;4/6/21;card # 4518 9545	Open		04/16/2021	04/16/2021	04/16/2021			1,125.00
Object detail **764.00 - Mach & Equipment $1,000-$4,999** Totals							Invoice Transactions		1	$1,125.00
Object detail **768.00 - Mach & Equipment over $5,000**										
102943 - OAK'S PLUMBING & PUMP CO	15628	new River view well	Open		04/29/2021	04/29/2021	04/29/2021			7,028.47
Object detail **768.00 - Mach & Equipment over $5,000** Totals							Invoice Transactions		1	$7,028.47
Sub Department **91 - Loud Thunder** Totals							Invoice Transactions		67	$23,542.08

022

FM100EALL: All Committees - AP by G/L

Invoice Due Date Range 04/01/21 - 04/30/21

Forest Preserve District
Rock Island County, Illinois

Vendor	Invoice No.	Invoice Description	Status	Held Reason	Invoice Date	Due Date	G/L Date	Received Date	Payment Date	Invoice Amount
Fund **130 - Forest Preserve**										
Department **32 - Forest Preserve**										
Sub Department **92 - Indian Bluff**										
Object detail **414.00 - Uniform/Clothing**										
107713 - BREEDLOVE SPORTING GOODS INC	41186	staff t-shirts	Open		04/29/2021	04/29/2021	04/29/2021			130.00
107713 - BREEDLOVE SPORTING GOODS INC	41185	staff polos	Open		04/29/2021	04/29/2021	04/29/2021			196.66
				Object detail **414.00 - Uniform/Clothing** Totals			Invoice Transactions 2			$326.66
Object detail **521.00 - Office Supplies**										
106351 - BETTENDORF OFFICE PRODUCTS INC.	0464270-001	clips, and scissors	Open		04/27/2021	04/27/2021	04/27/2021			28.15
				Object detail **521.00 - Office Supplies** Totals			Invoice Transactions 1			$28.15
Object detail **522.00 - Operating Supplies**										
100595 - D&K PRODUCTS	0522230-IN	golf course chemicals	Open		04/16/2021	04/16/2021	04/16/2021			2,843.50
100595 - D&K PRODUCTS	0522229-IN	golf course chemicals	Open		04/16/2021	04/16/2021	04/16/2021			1,821.25
100595 - D&K PRODUCTS	0522771-IN	golf course chemicals	Open		04/16/2021	04/16/2021	04/16/2021			53.25
107885 - KIRBY WATER CONDITIONING LLC	22869	solar salt	Open		04/16/2021	04/16/2021	04/16/2021			43.00
107746 - MASTERBLEND INTERNATIONAL LLC DBA TYLER ENTERPRISE	58644	golf course chemicals	Open		04/16/2021	04/16/2021	04/16/2021			2,620.00
106175 - MIDWEST TURF PRODUCTS / CHICAGOLAND TURF LLC	INV84995	golf course chemicals	Open		04/16/2021	04/16/2021	04/16/2021			1,320.00
107718 - WEBER PAPER COMPANY	D105236	cleaner	Open		04/16/2021	04/16/2021	04/16/2021			247.67
100595 - D&K PRODUCTS	0523911-IN	golf course chemicals	Open		04/22/2021	04/22/2021	04/22/2021			397.34
101636 - GREAT WESTERN SUPPLY CO	162511	towels	Open		04/22/2021	04/22/2021	04/22/2021			39.94
102881 - MIDLAND PAPER	IN01545356	can liners, urinal screens, and toilet paper	Open		04/22/2021	04/22/2021	04/22/2021			1,168.98
107988 - MULGREW OIL CO	953567	Diesel fuel	Open		04/22/2021	04/22/2021	04/22/2021			265.31
107988 - MULGREW OIL CO	953568	unleaded gas	Open		04/22/2021	04/22/2021	04/22/2021			1,057.17
102567 - INTERSTATE BATTERY OF THE QUAD CITIES	1903501016619	automotive battery	Open		04/28/2021	04/28/2021	04/28/2021			115.95
102792 - MENARDS INC	83519	flowers	Open		04/28/2021	04/28/2021	04/28/2021			108.65
102792 - MENARDS INC	83798	carb & throttle, batteries, and cleaner	Open		04/29/2021	04/29/2021	04/29/2021			76.04
				Object detail **522.00 - Operating Supplies** Totals			Invoice Transactions 15			$12,178.05
Object detail **522.PS - Pro Shop Merchandise Supplies**										
107841 - CALLAWAY GOLF SALES COMPANY	930154112	Pro Shop Merchandise	Open		04/22/2021	04/22/2021	04/22/2021			649.80
107841 - CALLAWAY GOLF SALES COMPANY	930165187	Pro Shop Merchandise	Open		04/22/2021	04/22/2021	04/22/2021			268.80
107841 - CALLAWAY GOLF SALES COMPANY	930174681	Pro Shop Merchandise	Open		04/22/2021	04/22/2021	04/22/2021			268.80

FM100EALL: All Committees - AP by G/L

Invoice Due Date Range 04/01/21 - 04/30/21

Forest Preserve District
Rock Island County, Illinois

Vendor	Invoice No.	Invoice Description	Status	Held Reason	Invoice Date	Due Date	G/L Date	Received Date	Payment Date	Invoice Amount
Fund **130 - Forest Preserve**										
Department **32 - Forest Preserve**										
Sub Department **92 - Indian Bluff**										
Object detail **522.PS - Pro Shop Merchandise Supplies**										
107841 - CALLAWAY GOLF SALES COMPANY	930204960	Pro Shop Merchandise	Open		04/22/2021	04/22/2021	04/22/2021			(128.70)
107841 - CALLAWAY GOLF SALES COMPANY	930204961	Pro Shop Merchandise	Open		04/22/2021	04/22/2021	04/22/2021			(128.70)
107841 - CALLAWAY GOLF SALES COMPANY	930240850	Pro Shop Merchandise	Open		04/22/2021	04/22/2021	04/22/2021			19.59
107841 - CALLAWAY GOLF SALES COMPANY	930468718	Pro Shop Merchandise	Open		04/22/2021	04/22/2021	04/22/2021			(264.60)
107841 - CALLAWAY GOLF SALES COMPANY	930468719	Pro Shop Merchandise	Open		04/22/2021	04/22/2021	04/22/2021			(295.68)
107841 - CALLAWAY GOLF SALES COMPANY	930502957	Pro Shop Merchandise	Open		04/22/2021	04/22/2021	04/22/2021			(270.00)
107841 - CALLAWAY GOLF SALES COMPANY	930547572	Pro Shop Merchandise	Open		04/22/2021	04/22/2021	04/22/2021			(119.93)
107841 - CALLAWAY GOLF SALES COMPANY	932252722	Pro Shop Merchandise	Open		04/22/2021	04/22/2021	04/22/2021			67.20
107841 - CALLAWAY GOLF SALES COMPANY	931012135	Pro Shop Merchandise	Open		04/22/2021	04/22/2021	04/22/2021			187.50
107841 - CALLAWAY GOLF SALES COMPANY	931257862	Pro Shop Merchandise	Open		04/22/2021	04/22/2021	04/22/2021			(56.00)
107841 - CALLAWAY GOLF SALES COMPANY	932049831	Pro Shop Merchandise	Open		04/22/2021	04/22/2021	04/22/2021			67.20
107841 - CALLAWAY GOLF SALES COMPANY	932050893	Pro Shop Merchandise	Open		04/22/2021	04/22/2021	04/22/2021			71.25
107841 - CALLAWAY GOLF SALES COMPANY	932171872	Pro Shop Merchandise	Open		04/22/2021	04/22/2021	04/22/2021			71.25
107841 - CALLAWAY GOLF SALES COMPANY	930910428	Pro Shop Merchandise	Open		04/22/2021	04/22/2021	04/22/2021			(12.00)
104890 - FIRST MIDWEST BANK	INV21808	AllstarProGolf;Tees;4/5/21;card # 4528 2829	Open		04/27/2021	04/27/2021	04/27/2021			216.81
104890 - FIRST MIDWEST BANK	910585336	Acushnet;Pro Shop Merchandise;3/25/21;card # 4528 2829	Open		04/27/2021	04/27/2021	04/27/2021			858.36
104890 - FIRST MIDWEST BANK	910585337	Acushnet;Pro Shop Merchandise;3/25/21;card # 4528 2829	Open		04/27/2021	04/27/2021	04/27/2021			49.67
104890 - FIRST MIDWEST BANK	910622288	Acushnet;Pro Shop Merchandise;3/29/21;card # 4528 2829	Open		04/27/2021	04/27/2021	04/27/2021			45.17
104890 - FIRST MIDWEST BANK	910788619	Acushnet;Pro Shop Merchandise;4/8/21;card # 4528 2829	Open		04/27/2021	04/27/2021	04/27/2021			122.00

FM100EALL: All Committees - AP by G/L

Invoice Due Date Range 04/01/21 - 04/30/21

Forest Preserve District
Rock Island County, Illinois

Vendor	Invoice No.	Invoice Description	Status	Held Reason	Invoice Date	Due Date	G/L Date	Received Date	Payment Date	Invoice Amount
Fund **130 - Forest Preserve**										
Department **32 - Forest Preserve**										
Sub Department **92 - Indian Bluff**										
Object detail **522.PS - Pro Shop Merchandise Supplies**										
104890 - FIRST MIDWEST BANK	3018739302	Acushnet;Pro Shop Merchandise;4/5/21;card # 4528 2829	Open		04/27/2021	04/27/2021	04/27/2021			494.00
106935 - BRIDGESTONE GOLF INC	1002977063	Pro Shop Merchandise	Open		04/28/2021	04/28/2021	04/28/2021			247.98
106935 - BRIDGESTONE GOLF INC	1002976228	Pro Shop Merchandise	Open		04/28/2021	04/28/2021	04/28/2021			701.46
106935 - BRIDGESTONE GOLF INC	1002976229	Pro Shop Merchandise	Open		04/28/2021	04/28/2021	04/28/2021			152.00
106935 - BRIDGESTONE GOLF INC	1002980050	Pro Shop Merchandise	Open		04/28/2021	04/28/2021	04/28/2021			330.61
106935 - BRIDGESTONE GOLF INC	1002979245	Pro Shop Merchandise	Open		04/28/2021	04/28/2021	04/28/2021			595.62
106935 - BRIDGESTONE GOLF INC	1002978544	Pro Shop Merchandise	Open		04/28/2021	04/28/2021	04/28/2021			187.06
106935 - BRIDGESTONE GOLF INC	1002981469	Pro Shop Merchandise	Open		04/28/2021	04/28/2021	04/28/2021			198.54
			Object detail **522.PS - Pro Shop Merchandise Supplies** Totals					Invoice Transactions 30		$4,595.06
Object detail **523.00 - Repair/Maintenance Supplies**										
100248 - AUTO REFINISH SOLUTIONS / ARNOLD MOTOR SUPPLY	50NV133411	hose and pumice lotion	Open		04/16/2021	04/16/2021	04/16/2021			43.59
102792 - MENARDS INC	82299	tire plugs, brush, paint thinner, and multipurpose sealant	Open		04/16/2021	04/16/2021	04/16/2021			99.05
107899 - ARTHUR CLESEN INC	359018	internal assy	Open		04/22/2021	04/22/2021	04/22/2021			896.88
100248 - AUTO REFINISH SOLUTIONS / ARNOLD MOTOR SUPPLY	50NV114747	filters	Open		04/22/2021	04/22/2021	04/22/2021			79.48
100248 - AUTO REFINISH SOLUTIONS / ARNOLD MOTOR SUPPLY	50NV134699	repair tape, and tank valve	Open		04/22/2021	04/22/2021	04/22/2021			8.77
100248 - AUTO REFINISH SOLUTIONS / ARNOLD MOTOR SUPPLY	50NV135407	fuel filter	Open		04/22/2021	04/22/2021	04/22/2021			28.46
100248 - AUTO REFINISH SOLUTIONS / ARNOLD MOTOR SUPPLY	50NV136726	filters	Open		04/22/2021	04/22/2021	04/22/2021			16.66
100105 - B&B HARDWARE	158184	building hardware, brass brush, and nifty nabber	Open		04/22/2021	04/22/2021	04/22/2021			57.44
104408 - JEFFREY CRAVER	778172	reimbursement for flat nylon webbing and side release buckles	Open		04/22/2021	04/22/2021	04/22/2021			56.78
106555 - VAN WALL EQUIPMENT / GREAT AMERICAN OUTDOOR	5157373	filter and element	Open		04/22/2021	04/22/2021	04/22/2021			135.34
106555 - VAN WALL EQUIPMENT / GREAT AMERICAN OUTDOOR	5158419	fuel filter	Open		04/22/2021	04/22/2021	04/22/2021			28.59
103981 - WENDLING QUARRIES INC	857875	green divot tote	Open		04/22/2021	04/22/2021	04/22/2021			325.31
100248 - AUTO REFINISH SOLUTIONS / ARNOLD MOTOR SUPPLY	50NV136515	air filters	Open		04/28/2021	04/28/2021	04/28/2021			80.93
106250 - LAWSON PRODUCTS INC	9308353365	pins, cables ties, and such	Open		04/28/2021	04/28/2021	04/28/2021			543.97

FM100EALL: All Committees - AP by G/L

Invoice Due Date Range 04/01/21 - 04/30/21

Forest Preserve District
Rock Island County, Illinois

Vendor	Invoice No.	Invoice Description	Status	Held Reason	Invoice Date	Due Date	G/L Date	Received Date	Payment Date	Invoice Amount
Fund **130 - Forest Preserve**										
Department **32 - Forest Preserve**										
Sub Department **92 - Indian Bluff**										
Object detail **523.00 - Repair/Maintenance Supplies**										
100105 - B&B HARDWARE	158451	hose barb	Open		04/29/2021	04/29/2021	04/29/2021			6.98
Object detail **523.00 - Repair/Maintenance Supplies** Totals								Invoice Transactions	15	$2,408.23
Object detail **524.00 - Small Tools & Equip under $1,000**										
100105 - B&B HARDWARE	158291	wood pruning tools	Open		04/28/2021	04/28/2021	04/28/2021			25.57
Object detail **524.00 - Small Tools & Equip under $1,000** Totals								Invoice Transactions	1	$25.57
Object detail **526.00 - Food Purchases**										
107810 - CULLIGAN OF DAVENPORT / K&S H2O IN	0462672	bottled water	Open		04/27/2021	04/27/2021	04/27/2021			20.95
102208 - HY-VEE FOOD STORES	4826670990	buns and bread	Open		04/28/2021	04/28/2021	04/28/2021			16.41
104395 - PETTY CASH--INDIAN BLUFF	Concessions0421	petty cash reimbursement	Open		04/30/2021	04/30/2021	04/30/2021			7,170.00
Object detail **526.00 - Food Purchases** Totals								Invoice Transactions	3	$7,207.36
Object detail **630.PS - Training & Education for Pro Shop**										
104890 - FIRST MIDWEST BANK	03262021MJ	FoodHandlerClass;MJ Class;3/26/21;card # 4528 2829	Open		04/27/2021	04/27/2021	04/27/2021			7.00
104890 - FIRST MIDWEST BANK	03262021GM	FoodHandlerClass;GM Class;3/26/21;card # 4528 2829	Open		04/27/2021	04/27/2021	04/27/2021			7.00
104890 - FIRST MIDWEST BANK	03262021DH	FoodHandlerClass;DH Class;3/26/21;card # 4528 2829	Open		04/27/2021	04/27/2021	04/27/2021			7.00
Object detail **630.PS - Training & Education for Pro Shop** Totals								Invoice Transactions	3	$21.00
Object detail **631.00 - Professional Services**										
107891 - CINTAS CORPORATION NO 2	4081197562	shop towel service	Open		04/16/2021	04/16/2021	04/16/2021			90.22
107891 - CINTAS CORPORATION NO 2	4082484627	shop towel service	Open		04/27/2021	04/27/2021	04/27/2021			94.42
107734 - MINDFIRE COMMUNICATIONS	15971	21-RIIB-0031 - Season Opening Boosted Post	Open		04/30/2021	04/30/2021	04/30/2021			156.25
107734 - MINDFIRE COMMUNICATIONS	15974	21-RIIB-0033 - 2021 Golf Guide	Open		04/30/2021	04/30/2021	04/30/2021			962.93
104395 - PETTY CASH--INDIAN BLUFF	Concessions0421	petty cash reimbursement	Open		04/30/2021	04/30/2021	04/30/2021			515.00
Object detail **631.00 - Professional Services** Totals								Invoice Transactions	5	$1,818.82
Object detail **632.00 - Communications**										
100211 - AT&T	799-5721 0421	309 799-5721 381 3 4/10/21-5/9/21	Open		04/22/2021	04/22/2021	04/22/2021			124.78
104365 - EWERT-TREAS GENERAL FUND	VER03-2021 IB	0012571632CP	Open		04/22/2021	04/22/2021	04/22/2021			82.37

026

FM100EALL: All Committees - AP by G/L

Invoice Due Date Range 04/01/21 - 04/30/21

Forest Preserve District
Rock Island County, Illinois

Vendor	Invoice No.	Invoice Description	Status	Held Reason	Invoice Date	Due Date	G/L Date	Received Date	Payment Date	Invoice Amount
Fund **130 - Forest Preserve**										
Department **32 - Forest Preserve**										
Sub Department **92 - Indian Bluff**										
Object detail **632.00 - Communications**										
107819 - MEDIACOM COMMUNICATIONS CORPORATION	0000262 0521	8384890030000262; 4/30/21-5/29/21	Open		04/27/2021	04/27/2021	04/27/2021			424.65
				Object detail **632.00 - Communications** Totals				Invoice Transactions	3	$631.80
Object detail **637.00 - Public Utility Services**										
107765 - MIDAMERICAN / BERKSHIRE HATHAWAY ENERGY	78770 0321 IB	78770-65011; 3/3/21 - 4/1/21	Open		04/07/2021	04/07/2021	04/07/2021			60.21
107765 - MIDAMERICAN / BERKSHIRE HATHAWAY ENERGY	78980 0321 IB	78980-65012; 3/3/21 - 4/1/21	Open		04/07/2021	04/07/2021	04/07/2021			33.85
107765 - MIDAMERICAN / BERKSHIRE HATHAWAY ENERGY	79190 0321 IB	79190-65010; 3/3/21 - 4/1/21	Open		04/07/2021	04/07/2021	04/07/2021			446.17
107765 - MIDAMERICAN / BERKSHIRE HATHAWAY ENERGY	79400 0321 IB	79400-65012; 3/3/21 - 4/1/21	Open		04/07/2021	04/07/2021	04/07/2021			292.33
107765 - MIDAMERICAN / BERKSHIRE HATHAWAY ENERGY	79610 0321 IB	79610-65020; 3/3/21 - 4/1/21	Open		04/07/2021	04/07/2021	04/07/2021			25.39
107765 - MIDAMERICAN / BERKSHIRE HATHAWAY ENERGY	80240 0321 IB	80240-65016; 3/3/21 - 4/1/21	Open		04/07/2021	04/07/2021	04/07/2021			55.16
107765 - MIDAMERICAN / BERKSHIRE HATHAWAY ENERGY	11370 0321 IB	11370-68017; 3/8/21 - 4/6/21	Open		04/16/2021	04/16/2021	04/16/2021			5.54
				Object detail **637.00 - Public Utility Services** Totals				Invoice Transactions	7	$918.65
Object detail **638.00 - Repairs & Maintenance**										
102188 - HUGHES TIRE & BATTERY CO	6607	tire repair service	Open		04/22/2021	04/22/2021	04/22/2021			137.13
100225 - THE BEST UPHOLSTERY SHOP	47096	labor for sewing straps for golf cart bags	Open		04/29/2021	04/29/2021	04/29/2021			240.00
				Object detail **638.00 - Repairs & Maintenance** Totals				Invoice Transactions	2	$377.13
Object detail **639.00 - Rentals**										
100005 - A&A AIR CONDITIONING & REFRIDGERATION	21MAR03072	ice machine rent	Open		04/16/2021	04/16/2021	04/16/2021			85.00
107810 - CULLIGAN OF DAVENPORT / K&S H2O IN	0461499	dispenser rental 4/1/21 -4/30/21	Open		04/16/2021	04/16/2021	04/16/2021			7.50
				Object detail **639.00 - Rentals** Totals				Invoice Transactions	2	$92.50
Object detail **642.00 - Dues & memberships**										
104890 - FIRST MIDWEST BANK	983148	GCSAA;Membership;4/12/21;card # 4524 3631	Open		04/27/2021	04/27/2021	04/27/2021			400.00
107987 - IOWA GOLF ASSOCIATION	12165	membership	Open		04/28/2021	04/28/2021	04/28/2021			440.00
				Object detail **642.00 - Dues & memberships** Totals				Invoice Transactions	2	$840.00
Object detail **644.00 - Outside Contractual**										
109911 - MILLENNIUM WASTE INC	3129749	April 2021 Indian Bluff waste service	Open		04/16/2021	04/16/2021	04/16/2021			153.00

FM100EALL: All Committees - AP by G/L

Invoice Due Date Range 04/01/21 - 04/30/21

Forest Preserve District
Rock Island County, Illinois

Vendor	Invoice No.	Invoice Description	Status	Held Reason	Invoice Date	Due Date	G/L Date	Received Date	Payment Date	Invoice Amount
Fund **130 - Forest Preserve**										
Department **32 - Forest Preserve**										
Sub Department **92 - Indian Bluff**										
Object detail **644.00 - Outside Contractual**										
107335 - EWERT-TREAS MPS	MPS APR 2021 IB	0012510644	Open		04/22/2021	04/22/2021	04/22/2021			54.74
				Object detail **644.00 - Outside Contractual** Totals				Invoice Transactions	2	$207.74
Object detail **991.11 - Transfer to Other Funds**										
104362 - EWERT-TREAS F.P. GC IMPROVEMENT FUND	March2021 Fees	Golf and Cart Fees	Open		04/22/2021	04/22/2021	04/22/2021			536.75
				Object detail **991.11 - Transfer to Other Funds** Totals				Invoice Transactions	1	$536.75
				Sub Department **92 - Indian Bluff** Totals				Invoice Transactions	94	$32,213.47
Sub Department **93 - Dorrance Park**										
Object detail **637.00 - Public Utility Services**										
107765 - MIDAMERICAN / BERKSHIRE HATHAWAY ENERGY	36850 0421 DR	36850-74016; 3/23/21 - 4/21/21	Open		04/29/2021	04/29/2021	04/29/2021			33.45
107765 - MIDAMERICAN / BERKSHIRE HATHAWAY ENERGY	37060 0321 DR	37060-74014; 3/17/21 - 4/15/21	Open		04/29/2021	04/29/2021	04/29/2021			17.62
				Object detail **637.00 - Public Utility Services** Totals				Invoice Transactions	2	$51.07
Object detail **644.00 - Outside Contractual**										
107712 - REPUBLIC SERVICES OF BETT / ALLIED SERVICES	0400-002079036	Dorrance May 2021 waste service	Open		04/29/2021	04/29/2021	04/29/2021			82.60
				Object detail **644.00 - Outside Contractual** Totals				Invoice Transactions	1	$82.60
				Sub Department **93 - Dorrance Park** Totals				Invoice Transactions	3	$133.67
				Department **32 - Forest Preserve** Totals				Invoice Transactions	231	$72,810.47
				Fund **130 - Forest Preserve** Totals				Invoice Transactions	231	$72,810.47

028

FM100EALL: All Committees - AP by G/L

Invoice Due Date Range 04/01/21 - 04/30/21

Forest Preserve District
Rock Island County, Illinois

Vendor	Invoice No.	Invoice Description	Status	Held Reason	Invoice Date	Due Date	G/L Date	Received Date	Payment Date	Invoice Amount
Fund **131 - Niabi Zoo**										
Object detail **155.00 - Prepaid Expenditures**										
106716 - ASCAP-AMER SOCIETY COMPOSERS, AUTHORS, PUBLISHERS	2021	license fees for 2021 season 1/1/21-4/30/22	Open		04/29/2021	04/29/2021	04/29/2021			1,223.33
			Object detail **155.00 - Prepaid Expenditures** Totals				Invoice Transactions 1			$1,223.33

029

FM100EALL: All Committees - AP by G/L

Invoice Due Date Range 04/01/21 - 04/30/21

Forest Preserve District
Rock Island County, Illinois

Vendor	Invoice No.	Invoice Description	Status	Held Reason	Invoice Date	Due Date	G/L Date	Received Date	Payment Date	Invoice Amount
Fund **131 - Niabi Zoo**										
Department **32 - Forest Preserve**										
Object detail **524.00 - Small Tools & Equip under $1,000**										
104890 - FIRST MIDWEST BANK	730952	AMAZON; VIDEO EQUIPMENT; 3/24/21; 4527-2242	Open		04/30/2021	04/30/2021	04/30/2021			682.58
Object detail **524.00 - Small Tools & Equip under $1,000** Totals								Invoice Transactions	1	$682.58
Sub Department **07 - FP Zoo Program & Special Events**										
Object detail **522.00 - Operating Supplies**										
104890 - FIRST MIDWEST BANK	3081419	TECH SOUP; SOFTWARE; 3/25/21; 4527-2242	Open		04/30/2021	04/30/2021	04/30/2021			276.00
Object detail **522.00 - Operating Supplies** Totals								Invoice Transactions	1	$276.00
Object detail **630.00 - Training & Education**										
100103 - AMERICAN RED CROSS	22339884	first aide/cpr training	Open		04/28/2021	04/28/2021	04/28/2021			204.00
Object detail **630.00 - Training & Education** Totals								Invoice Transactions	1	$204.00
Object detail **631.00 - Professional Services**										
104890 - FIRST MIDWEST BANK	365472	VOLGISTICS.COM; VOLUNTEER DATABASE; 4527-2242	Open		04/30/2021	04/30/2021	04/30/2021			45.00
Object detail **631.00 - Professional Services** Totals								Invoice Transactions	1	$45.00
Object detail **632.00 - Communications**										
104365 - EWERT-TREAS GENERAL FUND	VER03-2021 NZ	0012571632CP	Open		04/27/2021	04/27/2021	04/27/2021			52.01
104890 - FIRST MIDWEST BANK	77286090	ZOOM; SUBSCRIPTION; 03/29/21; 4527-2242	Open		04/30/2021	04/30/2021	04/30/2021			74.95
Object detail **632.00 - Communications** Totals								Invoice Transactions	2	$126.96
Sub Department **07 - FP Zoo Program & Special Events** Totals								Invoice Transactions	5	$651.96
Sub Department **08 - FP Zoo Animal Care & Enrichment**										
Object detail **522.00 - Operating Supplies**										
107372 - KISTLER PRAIRIE MILL INC	Z20202	animal food	Open		04/15/2021	04/15/2021	04/15/2021			885.95
106304 - LINDSKOG ACRES (KENT E LINDSKOG)	7020	80 pine shaving's	Open		04/15/2021	04/15/2021	04/15/2021			544.00
107804 - SYSCO IOWA	239317395	animal food	Open		04/15/2021	04/15/2021	04/15/2021			252.15
107909 - ANDERSON FEED CO	31541	animal diet	Open		04/16/2021	04/16/2021	04/16/2021			404.25
102317 - JOHNSON DISTRIBUTING	7278786	bottled water	Open		04/16/2021	04/16/2021	04/16/2021			75.00
107372 - KISTLER PRAIRIE MILL INC	Z20382	animal food	Open		04/16/2021	04/16/2021	04/16/2021			674.05
107896 - RYAN ROBERTS	03302021	hay	Open		04/16/2021	04/16/2021	04/16/2021			657.00
107804 - SYSCO IOWA	239323059	animal food	Open		04/16/2021	04/16/2021	04/16/2021			221.75
107804 - SYSCO IOWA	239320118	animal produce	Open		04/16/2021	04/16/2021	04/16/2021			626.16
107804 - SYSCO IOWA	239314381	animal produce	Open		04/16/2021	04/16/2021	04/16/2021			613.06
102317 - JOHNSON DISTRIBUTING	7278933	water	Open		04/28/2021	04/28/2021	04/28/2021			50.00
106304 - LINDSKOG ACRES (KENT E LINDSKOG)	7039	bedding	Open		04/28/2021	04/28/2021	04/28/2021			560.00

FM100EALL: All Committees - AP by G/L

Invoice Due Date Range 04/01/21 - 04/30/21

Forest Preserve District
Rock Island County, Illinois

Vendor	Invoice No.	Invoice Description	Status	Held Reason	Invoice Date	Due Date	G/L Date	Received Date	Payment Date	Invoice Amount
Fund **131 - Niabi Zoo**										
Department **32 - Forest Preserve**										
Sub Department **08 - FP Zoo Animal Care & Enrichment**										
Object detail **522.00 - Operating Supplies**										
103330 - PREMIUM NUTRITIONAL PRODUCTS INC	0069635-IN	animal diet	Open		04/28/2021	04/28/2021	04/28/2021			528.96
107804 - SYSCO IOWA	239328690	produce	Open		04/28/2021	04/28/2021	04/28/2021			366.26
107804 - SYSCO IOWA	239331420	produce	Open		04/28/2021	04/28/2021	04/28/2021			504.36
107804 - SYSCO IOWA	239325845	produce	Open		04/28/2021	04/28/2021	04/28/2021			549.37
107804 - SYSCO IOWA	239334358	produce	Open		04/28/2021	04/28/2021	04/28/2021			371.97
107804 - SYSCO IOWA	239312199	ANIMAL FOOD	Open		04/28/2021	04/28/2021	04/28/2021			35.34
104890 - FIRST MIDWEST BANK	107677	TOP HAT CRICKETS; CRICKETS; 4/7/21; 4523-5389	Open		04/30/2021	04/30/2021	04/30/2021			119.31
104890 - FIRST MIDWEST BANK	107445	TOP HAT CRICKETS; MEAL WORMS; 4/6/21; 4523-5389	Open		04/30/2021	04/30/2021	04/30/2021			243.54
104890 - FIRST MIDWEST BANK	105079077	TIMBERLINE; BUGS; 3/30/21; 4523-5389	Open		04/30/2021	04/30/2021	04/30/2021			74.11
104890 - FIRST MIDWEST BANK	105066564	TIMBERLINE; BUGS; 3/16/21; 4523-5389	Open		04/30/2021	04/30/2021	04/30/2021			74.11
104890 - FIRST MIDWEST BANK	1065842	TOP HAT CRICKETS; MEAL WORMS; 3/23/21; 4523-5389	Open		04/30/2021	04/30/2021	04/30/2021			243.68
104890 - FIRST MIDWEST BANK	635412	WALMART; BANANAS; 3/27/21; 4525-3903	Open		04/30/2021	04/30/2021	04/30/2021			2.11
104890 - FIRST MIDWEST BANK	665993	WALMART; GIBBON NURTREL; 3/28/21; 4525-3903	Open		04/30/2021	04/30/2021	04/30/2021			26.02
104890 - FIRST MIDWEST BANK	61697	LOWES; MISC SUPPLIES; 3/28/21; 4525-3903	Open		04/30/2021	04/30/2021	04/30/2021			424.94
104890 - FIRST MIDWEST BANK	5181804	AMAZON; DISINFECTANT; 3/21/21; 4527-3687	Open		04/30/2021	04/30/2021	04/30/2021			165.49
104890 - FIRST MIDWEST BANK	2050033728	THE BEAN FARM ; VITAMINS; 3/23/21; 4527-3687	Open		04/30/2021	04/30/2021	04/30/2021			215.14
104890 - FIRST MIDWEST BANK	11603	LOWES; MISC SUPPLIES; 3/18/21; 4527-3687	Open		04/30/2021	04/30/2021	04/30/2021			35.96
104890 - FIRST MIDWEST BANK	3392212	AMAZON; KOI FOOD BAGS; 3/15/21; 4527-3687	Open		04/30/2021	04/30/2021	04/30/2021			131.85

031

Vendor	Invoice No.	Invoice Description	Status	Held Reason	Invoice Date	Due Date	G/L Date	Received Date	Payment Date	Invoice Amount
Fund **131 - Niabi Zoo**										
Department **32 - Forest Preserve**										
Sub Department **08 - FP Zoo Animal Care & Enrichment**										
Object detail **522.00 - Operating Supplies**										
104890 - FIRST MIDWEST BANK	9083455	AMAZON; VACUUM BAGS; 3/14/21; 4527-3687	Open		04/30/2021	04/30/2021	04/30/2021			30.00
104890 - FIRST MIDWEST BANK	6313811	AMAZON; VACUUM BAGS; 3/14/21; 4527-3687	Open		04/30/2021	04/30/2021	04/30/2021			11.15
104890 - FIRST MIDWEST BANK	7429818	AMAZON; MISC SUPPLIES; 3/13/21; 4527-3687	Open		04/30/2021	04/30/2021	04/30/2021			113.79
104890 - FIRST MIDWEST BANK	2055413	AMAZON; PAPER BAGS; 4/8/21; 4527-3687	Open		04/30/2021	04/30/2021	04/30/2021			159.90
104890 - FIRST MIDWEST BANK	8220207	AMAZON; FLY TRAPS; 4/8/21; 4527-3687	Open		04/30/2021	04/30/2021	04/30/2021			402.72
104890 - FIRST MIDWEST BANK	16701560	FARM & FLEET; MISC SUPPLIES; 4/7/21; 4527-3687	Open		04/30/2021	04/30/2021	04/30/2021			504.50
104890 - FIRST MIDWEST BANK	8733858	AMAZON; SCRUB BRUSHES; 4/7/21; 4527-3687	Open		04/30/2021	04/30/2021	04/30/2021			22.74
104890 - FIRST MIDWEST BANK	09565	WALMART; MISC SUPPLIES; 4/7/21; 4527-3687	Open		04/30/2021	04/30/2021	04/30/2021			186.80
104890 - FIRST MIDWEST BANK	0733022	AMAZON; MISC SUPPLIES; 4/6/21; 4527-3687	Open		04/30/2021	04/30/2021	04/30/2021			323.54
104890 - FIRST MIDWEST BANK	UGR169382	PAYPAL UNDERGROUND REPTILES; ANIMAL FOOD; 4/6/21; 4527-3687	Open		04/30/2021	04/30/2021	04/30/2021			264.47
104890 - FIRST MIDWEST BANK	530853	HARRISON BIRD FOOD; ANIMAL FOOD; 4/6/21; 4527-3687	Open		04/30/2021	04/30/2021	04/30/2021			436.84
104890 - FIRST MIDWEST BANK	4983441	AMAZON; WATER FOUNTAINS; 4/6/21; 4527-3387	Open		04/30/2021	04/30/2021	04/30/2021			404.53
104890 - FIRST MIDWEST BANK	1894637	AMAZON; WATER FOUNTAINS; 4/6/21; 4527-3387	Open		04/30/2021	04/30/2021	04/30/2021			229.99

032

Vendor	Invoice No.	Invoice Description	Status	Held Reason	Invoice Date	Due Date	G/L Date	Received Date	Payment Date	Invoice Amount
Fund **131 - Niabi Zoo**										
Department **32 - Forest Preserve**										
Sub Department **08 - FP Zoo Animal Care & Enrichment**										
Object detail **522.00 - Operating Supplies**										
104890 - FIRST MIDWEST BANK	1131466	AMAZON; PEANUT BUTTER; 5/4/21; 4527-3687	Open		04/30/2021	04/30/2021	04/30/2021			16.80
104890 - FIRST MIDWEST BANK	2259461	AMAZON; SCALE HOOKS; 4/2/21; 4527-3687	Open		04/30/2021	04/30/2021	04/30/2021			36.49
104890 - FIRST MIDWEST BANK	202156	ROE AQUARIUM; LIGHTBULBS; 4/1/21; 4527-3687	Open		04/30/2021	04/30/2021	04/30/2021			169.99
104890 - FIRST MIDWEST BANK	16701560 4/1/21	FARM & FLEET; SHOWER CURTAIN; 4/1/21; 4527-3687	Open		04/30/2021	04/30/2021	04/30/2021			27.68
104890 - FIRST MIDWEST BANK	7737007	AMAZON; LIGHT BULBS; 4/1/21; 4527-3687	Open		04/30/2021	04/30/2021	04/30/2021			28.98
104890 - FIRST MIDWEST BANK	73237	OTTO ENVIRONMENTAL; ENRICHMENT; 4/1/21; 4527-3687	Open		04/30/2021	04/30/2021	04/30/2021			209.98
104890 - FIRST MIDWEST BANK	5651429	AMAZON; PUMP CONNECTOR; 3/29/21; 4527-3687	Open		04/30/2021	04/30/2021	04/30/2021			53.83
104890 - FIRST MIDWEST BANK	673575	AQUATIC; LIGHT BULBS; 3/29/21; 4527-3687	Open		04/30/2021	04/30/2021	04/30/2021			31.98
104890 - FIRST MIDWEST BANK	8281047	AMAZON; PUMPKIN; 3/29/21; 4527-3687	Open		04/30/2021	04/30/2021	04/30/2021			32.50
104890 - FIRST MIDWEST BANK	5070637 3/24	AMAZON; OATS; 3/24/21; 4527-3687	Open		04/30/2021	04/30/2021	04/30/2021			10.36
104890 - FIRST MIDWEST BANK	8091441	AMAZON; MISC SUPPLIES; 3/25/21; 4527-3687	Open		04/30/2021	04/30/2021	04/30/2021			329.70
104890 - FIRST MIDWEST BANK	158522	PAYPAL UNDERGROUND REPTILES; ANIMAL FOOD; 4/1/21; 4527-3687	Open		04/30/2021	04/30/2021	04/30/2021			144.23
104890 - FIRST MIDWEST BANK	5474657	AMAZON; BUBBLE BATH; 3/25/21; 4527-3687	Open		04/30/2021	04/30/2021	04/30/2021			19.03
104890 - FIRST MIDWEST BANK	9212210	AMAZON; PEANUTS; 3/25/21; 4527-3687	Open		04/30/2021	04/30/2021	04/30/2021			34.13

033

FM100EALL: All Committees - AP by G/L

Invoice Due Date Range 04/01/21 - 04/30/21

Forest Preserve District
Rock Island County, Illinois

Vendor	Invoice No.	Invoice Description	Status	Held Reason	Invoice Date	Due Date	G/L Date	Received Date	Payment Date	Invoice Amount
Fund **131 - Niabi Zoo**										
Department **32 - Forest Preserve**										
Sub Department **08 - FP Zoo Animal Care & Enrichment**										
Object detail **522.00 - Operating Supplies**										
104890 - FIRST MIDWEST BANK	3651	FARM & FLEET; SALT BLOCK; 3/24/21 ; 4527 -3687	Open		04/30/2021	04/30/2021	04/30/2021			41.69
107372 - KISTLER PRAIRIE MILL INC	Z20533	animal food	Open		04/30/2021	04/30/2021	04/30/2021			1,369.34
107804 - SYSCO IOWA	239337183	animal produce	Open		04/30/2021	04/30/2021	04/30/2021			497.35
				Object detail **522.00 - Operating Supplies** Totals			Invoice Transactions		60	$15,820.92
Object detail **523.00 - Repair/Maintenance Supplies**										
102792 - MENARDS INC	82296	shop supplies & reptiles	Open		04/15/2021	04/15/2021	04/15/2021			43.98
				Object detail **523.00 - Repair/Maintenance Supplies** Totals			Invoice Transactions		1	$43.98
Object detail **524.00 - Small Tools & Equip under $1,000**										
104890 - FIRST MIDWEST BANK	19112	LOWES; MISC SUPPLIES; 3/31/21; 4525-3903	Open		04/30/2021	04/30/2021	04/30/2021			474.42
104890 - FIRST MIDWEST BANK	61697	LOWES; MISC SUPPLIES; 3/28/21; 4525-3903	Open		04/30/2021	04/30/2021	04/30/2021			469.00
104890 - FIRST MIDWEST BANK	8147448	AMAZON; VACUUM; 3/14/21; 4527-3687	Open		04/30/2021	04/30/2021	04/30/2021			147.59
104890 - FIRST MIDWEST BANK	6738661	AMAZON; mobile ac unit; 4/6/21; 4527-3687	Open		04/30/2021	04/30/2021	04/30/2021			329.94
104890 - FIRST MIDWEST BANK	11949 4/6/21	DANINJECT; DART EQUIPMENT; 4/6/21; 4527-3687	Open		04/30/2021	04/30/2021	04/30/2021			774.01
104890 - FIRST MIDWEST BANK	28278779	MENARDS; WHEELBARROW; 4/1/21; 4527-3387	Open		04/30/2021	04/30/2021	04/30/2021			116.08
				Object detail **524.00 - Small Tools & Equip under $1,000** Totals			Invoice Transactions		6	$2,311.04
Object detail **528.00 - Zoo Animals**										
104890 - FIRST MIDWEST BANK	30510	STRICTLY REPTILES; LIVE ANIMALS; 4/6/21; 4526-2722	Open		04/30/2021	04/30/2021	04/30/2021			390.43
				Object detail **528.00 - Zoo Animals** Totals			Invoice Transactions		1	$390.43
Object detail **632.00 - Communications**										
104365 - EWERT-TREAS GENERAL FUND	VER03-2021 NZ	0012571632CP	Open		04/27/2021	04/27/2021	04/27/2021			25.98
				Object detail **632.00 - Communications** Totals			Invoice Transactions		1	$25.98
Object detail **635.00 - Printing & Duplicating**										
104890 - FIRST MIDWEST BANK	21.10530	TROPHY WORLD; NAME BADGES; 3/26/21; 4529-6233	Open		04/29/2021	04/29/2021	04/29/2021			24.00
				Object detail **635.00 - Printing & Duplicating** Totals			Invoice Transactions		1	$24.00

FM100EALL: All Committees - AP by G/L

Invoice Due Date Range 04/01/21 - 04/30/21

Forest Preserve District
Rock Island County, Illinois

Vendor	Invoice No.	Invoice Description	Status	Held Reason	Invoice Date	Due Date	G/L Date	Received Date	Payment Date	Invoice Amount
Fund **131 - Niabi Zoo**										
Department **32 - Forest Preserve**										
Sub Department **08 - FP Zoo Animal Care & Enrichment**										
Object detail **644.00 - Outside Contractual**										
104890 - FIRST MIDWEST BANK	337401	SOUND; X RAY MACHINE RENTAL; 4/6/21; 4527-3687	Open		04/30/2021	04/30/2021	04/30/2021			349.59
Object detail **644.00 - Outside Contractual** Totals								Invoice Transactions	1	$349.59
Object detail **763.00 - Infrastructure $2,000-$14,999**										
106700 - PS COMMERCIAL PLAY LLC / PLAY & PARK STRUCTURES	Pji-0043909	Rhino shade structure	Open		04/28/2021	04/28/2021	04/28/2021			14,735.93
Object detail **763.00 - Infrastructure $2,000-$14,999** Totals								Invoice Transactions	1	$14,735.93
Object detail **764.00 - Mach & Equipment $1,000-$4,999**										
107946 - PAC-VAN INC	19120694	40 foot shipping container	Open		04/15/2021	04/15/2021	04/15/2021			2,929.00
Object detail **764.00 - Mach & Equipment $1,000-$4,999** Totals								Invoice Transactions	1	$2,929.00
Sub Department **08 - FP Zoo Animal Care & Enrichment** Totals								Invoice Transactions	73	$36,630.87
Sub Department **10 - Administration**										
Object detail **522.00 - Operating Supplies**										
104890 - FIRST MIDWEST BANK	2297818	AMAZON; FIRST AID SUPPLIES; 4/1/21; 4529-6233	Open		04/29/2021	04/29/2021	04/29/2021			130.80
104890 - FIRST MIDWEST BANK	0187409	AMAZON; INK FOR METER; 3/30/21; 4525 -4877	Open		04/30/2021	04/30/2021	04/30/2021			49.99
104890 - FIRST MIDWEST BANK	0717857	AMAZON; LABELS FOR RETAIL; 3/30/21; 4525 -4877	Open		04/30/2021	04/30/2021	04/30/2021			102.83
104890 - FIRST MIDWEST BANK	7591411	AMAZON; TWEEZERS; 3/30/21; 4525-4877	Open		04/30/2021	04/30/2021	04/30/2021			30.68
104890 - FIRST MIDWEST BANK	1381804956	ADOBE; PDF SUB; 4/5/21; 4525-4877	Open		04/30/2021	04/30/2021	04/30/2021			14.99
Object detail **522.00 - Operating Supplies** Totals								Invoice Transactions	5	$329.29
Object detail **522.GS - Gift Shop merchandise supplies**										
104890 - FIRST MIDWEST BANK	56633	GOT SHADES; SUNGLASSES - RETAIL; 3/18/21; 4525-4877	Open		04/30/2021	04/30/2021	04/30/2021			559.84
104890 - FIRST MIDWEST BANK	30308 3/19	CARIBBEAN SOL; SUNSCREEN - RETAIL; 3/19/21; 4525-4877	Open		04/30/2021	04/30/2021	04/30/2021			303.12
104890 - FIRST MIDWEST BANK	10047090	WORLD END IMPORTS; JEWELRY; 3/19/21; 4525-4877	Open		04/30/2021	04/30/2021	04/30/2021			2,863.00

035

FM100EALL: All Committees - AP by G/L

Invoice Due Date Range 04/01/21 - 04/30/21

Forest Preserve District
Rock Island County, Illinois

Vendor	Invoice No.	Invoice Description	Status	Held Reason	Invoice Date	Due Date	G/L Date	Received Date	Payment Date	Invoice Amount
Fund **131 - Niabi Zoo**										
Department **32 - Forest Preserve**										
Sub Department **10 - Administration**										
Object detail **522.GS - Gift Shop merchandise supplies**										
104890 - FIRST MIDWEST BANK	10047147	WORLD END IMPORTS; JEWELRY; 3/19/21; 4525-4877	Open		04/30/2021	04/30/2021	04/30/2021			78.00
104890 - FIRST MIDWEST BANK	10047099	WORLD END IMPORTS; JEWELRY; 3/19/21; 4525-4877	Open		04/30/2021	04/30/2021	04/30/2021			84.00
104890 - FIRST MIDWEST BANK	SI1292308	K&M WIL REPUBLIC; TOYS - RETAIL; 3/23/21; 4525-4877	Open		04/30/2021	04/30/2021	04/30/2021			12,888.59
104890 - FIRST MIDWEST BANK	45033915	RED BUBBLE; RHINO - RETAIL; 3/29/21; 4525 -4877	Open		04/30/2021	04/30/2021	04/30/2021			736.18
107090 - RHODE ISLAND NOVELTY INC	in4223797	gift shop merchandise	Open		04/30/2021	04/30/2021	04/30/2021			414.90
				Object detail **522.GS - Gift Shop merchandise supplies** Totals				Invoice Transactions	8	$17,927.63
Object detail **631.00 - Professional Services**										
106716 - ASCAP-AMER SOCIETY COMPOSERS, AUTHORS, PUBLISHERS	2021	license fees for 2021 season 1/1/21-4/30/22	Open		04/29/2021	04/29/2021	04/29/2021			250.34
107734 - MINDFIRE COMMUNICATIONS	15965	21-NZMAR-0116 - RICFPD Flags	Open		04/30/2021	04/30/2021	04/30/2021			1,078.24
107734 - MINDFIRE COMMUNICATIONS	15966	21-NZMAR-0111 - 2021 Website Maintenance	Open		04/30/2021	04/30/2021	04/30/2021			165.01
107734 - MINDFIRE COMMUNICATIONS	15967	21-NZMAR-0114 - 2021 signs	Open		04/30/2021	04/30/2021	04/30/2021			681.63
				Object detail **631.00 - Professional Services** Totals				Invoice Transactions	4	$2,175.22
Object detail **632.00 - Communications**										
104365 - EWERT-TREAS GENERAL FUND	VER03-2021 NZ	0012571632CP	Open		04/27/2021	04/27/2021	04/27/2021			77.94
				Object detail **632.00 - Communications** Totals				Invoice Transactions	1	$77.94
Object detail **637.00 - Public Utility Services**										
103826 - VILLAGE OF COAL VALLEY	509009001 4/15	509009001 3/15/21 to 4/15/21 sewer fee	Open		04/29/2021	04/29/2021	04/29/2021			1,054.00
103826 - VILLAGE OF COAL VALLEY	509009002 4/15	509009002 3/15/21-4/15/21 sewer service	Open		04/29/2021	04/29/2021	04/29/2021			266.50
				Object detail **637.00 - Public Utility Services** Totals				Invoice Transactions	2	$1,320.50
Object detail **639.00 - Rentals**										
104890 - FIRST MIDWEST BANK	3104616987	PITNBEY BOWES; POSTAGE LEASE; 4/6/21; 4525-4877	Open		04/30/2021	04/30/2021	04/30/2021			219.99
				Object detail **639.00 - Rentals** Totals				Invoice Transactions	1	$219.99
Object detail **644.00 - Outside Contractual**										
107335 - EWERT-TREAS MPS	MPS APR 2021 NZ	0012510644	Open		04/27/2021	04/27/2021	04/27/2021			269.31

036

FM100EALL: All Committees - AP by G/L

Invoice Due Date Range 04/01/21 - 04/30/21

Forest Preserve District
Rock Island County, Illinois

Vendor	Invoice No.	Invoice Description	Status	Held Reason	Invoice Date	Due Date	G/L Date	Received Date	Payment Date	Invoice Amount
Fund **131 - Niabi Zoo**										
Department **32 - Forest Preserve**										
Sub Department **10 - Administration**										
Object detail **644.00 - Outside Contractual**										
107851 - NOVATIME TECHNOLOGY INC	SI-094543	monthly usage	Open		04/27/2021	04/27/2021	04/27/2021			297.66
				Object detail **644.00 - Outside Contractual** Totals				Invoice Transactions	2	$566.97
				Sub Department **10 - Administration** Totals				Invoice Transactions	23	$22,617.54
Sub Department **18 - Facilities/Maintenance**										
Object detail **413.00 - Employee Health Benefits**										
104358 - EWERT-TREAS EMPLOYEE HEALTH BENEFIT	EHB 0421 NZ	retiree insurance	Open		04/27/2021	04/27/2021	04/27/2021			2,059.90
				Object detail **413.00 - Employee Health Benefits** Totals				Invoice Transactions	1	$2,059.90
Object detail **522.00 - Operating Supplies**										
100248 - AUTO REFINISH SOLUTIONS / ARNOLD MOTOR SUPPLY	50nv13383	automotive parts	Open		04/15/2021	04/15/2021	04/15/2021			42.18
100248 - AUTO REFINISH SOLUTIONS / ARNOLD MOTOR SUPPLY	50nv133708	automotive parts	Open		04/15/2021	04/15/2021	04/15/2021			98.61
102792 - MENARDS INC	82068	shop supplies	Open		04/15/2021	04/15/2021	04/15/2021			37.23
102792 - MENARDS INC	82519	shop supplies	Open		04/16/2021	04/16/2021	04/16/2021			30.46
103856 - SPRINGFIELD ELECTRIC SUPPLY CO	S6839504.001	light bulbs	Open		04/16/2021	04/16/2021	04/16/2021			127.32
103574 - TREVOR TRUE VALUE HARDWARE	A213908	keys	Open		04/16/2021	04/16/2021	04/16/2021			20.59
102504 - SITEONE LANDSCAPE FKA JOHN DEERE LANDSCAPES	106835104-001	insect repellent	Open		04/27/2021	04/27/2021	04/27/2021			93.00
101636 - GREAT WESTERN SUPPLY CO	164356	toilet paper	Open		04/29/2021	04/29/2021	04/29/2021			539.70
				Object detail **522.00 - Operating Supplies** Totals				Invoice Transactions	8	$989.09
Object detail **523.00 - Repair/Maintenance Supplies**										
100248 - AUTO REFINISH SOLUTIONS / ARNOLD MOTOR SUPPLY	50nv133529	automotive parts	Open		04/15/2021	04/15/2021	04/15/2021			98.61
102792 - MENARDS INC	82296	shop supplies & reptiles	Open		04/15/2021	04/15/2021	04/15/2021			54.88
102656 - MARTIN EQUIPMENT OF IA-IL	553130	automotive parts	Open		04/16/2021	04/16/2021	04/16/2021			39.69
100248 - AUTO REFINISH SOLUTIONS / ARNOLD MOTOR SUPPLY	50NV123330	brake calipers	Open		04/27/2021	04/27/2021	04/27/2021			310.20
100248 - AUTO REFINISH SOLUTIONS / ARNOLD MOTOR SUPPLY	50NV033383	ball bearing, and tapered bearing	Open		04/27/2021	04/27/2021	04/27/2021			42.18
100248 - AUTO REFINISH SOLUTIONS / ARNOLD MOTOR SUPPLY	50NV134952	fuel stabilizer	Open		04/27/2021	04/27/2021	04/27/2021			7.99
100248 - AUTO REFINISH SOLUTIONS / ARNOLD MOTOR SUPPLY	50NV135830	p/m ps fld 32oz	Open		04/27/2021	04/27/2021	04/27/2021			5.49
100248 - AUTO REFINISH SOLUTIONS / ARNOLD MOTOR SUPPLY	50NV135827	motor medic	Open		04/27/2021	04/27/2021	04/27/2021			5.19
100248 - AUTO REFINISH SOLUTIONS / ARNOLD MOTOR SUPPLY	50NV069835	filters	Open		04/27/2021	04/27/2021	04/27/2021			118.82

Vendor	Invoice No.	Invoice Description	Status	Held Reason	Invoice Date	Due Date	G/L Date	Received Date	Payment Date	Invoice Amount
Fund **131 - Niabi Zoo**										
Department **32 - Forest Preserve**										
Sub Department **18 - Facilities/Maintenance**										
Object detail **523.00 - Repair/Maintenance Supplies**										
100248 - AUTO REFINISH SOLUTIONS / ARNOLD MOTOR SUPPLY	50NV129175	30w gallon	Open		04/27/2021	04/27/2021	04/27/2021			19.69
100248 - AUTO REFINISH SOLUTIONS / ARNOLD MOTOR SUPPLY	50NV129327	grease	Open		04/27/2021	04/27/2021	04/27/2021			66.90
100248 - AUTO REFINISH SOLUTIONS / ARNOLD MOTOR SUPPLY	50NV129073	filters, and bearing assembly	Open		04/27/2021	04/27/2021	04/27/2021			231.03
101826 - H COOPMAN TRUCKING & EXCAVATING INC	20210102	lime/fill, and delivery	Open		04/27/2021	04/27/2021	04/27/2021			188.13
102792 - MENARDS INC	82737	coupling nut, wall mount hose reel, gutter cover, & week killer	Open		04/27/2021	04/27/2021	04/27/2021			329.88
102713 - MCMASTER-CARR SUPPLY CO	56335939	compressor springs	Open		04/28/2021	04/28/2021	04/28/2021			45.40
104890 - FIRST MIDWEST BANK	8958	FARM & FLEET; GREASE; 4/9/21; 4526-7036	Open		04/30/2021	04/30/2021	04/30/2021			19.90
104890 - FIRST MIDWEST BANK	8237819	AMAZON; SINK; 3/24/21; 4526-7036	Open		04/30/2021	04/30/2021	04/30/2021			49.00
104890 - FIRST MIDWEST BANK	HF125368	HOOVER FENCE; GATE HATCHES; 3/23/21; 4526-7036	Open		04/30/2021	04/30/2021	04/30/2021			329.10
102592 - LOWE'S HOME CENTERS	912711	maintenance supplies	Open		04/30/2021	04/30/2021	04/30/2021			25.30
102592 - LOWE'S HOME CENTERS	902566	MAINTENANCE SUPPLIES	Open		04/30/2021	04/30/2021	04/30/2021			141.55
102592 - LOWE'S HOME CENTERS	902696	MAINTENANCE SUPPLIES	Open		04/30/2021	04/30/2021	04/30/2021			2.56
102592 - LOWE'S HOME CENTERS	912630	MAINTENANCE SUPPLIES	Open		04/30/2021	04/30/2021	04/30/2021			236.55
102592 - LOWE'S HOME CENTERS	902403	MAINTENANCE SUPPLIES	Open		04/30/2021	04/30/2021	04/30/2021			13.64
102792 - MENARDS INC	83437	siding nails	Open		04/30/2021	04/30/2021	04/30/2021			4.78
102792 - MENARDS INC	83351	lumber, and bits	Open		04/30/2021	04/30/2021	04/30/2021			234.93
102792 - MENARDS INC	83137	plugs, sealant, and tape	Open		04/30/2021	04/30/2021	04/30/2021			51.14
102792 - MENARDS INC	83200	quick links, and hangers	Open		04/30/2021	04/30/2021	04/30/2021			48.89
			Object detail **523.00 - Repair/Maintenance Supplies** Totals					Invoice Transactions	27	$2,721.42
Object detail **524.00 - Small Tools & Equip under $1,000**										
102792 - MENARDS INC	83197	return of wall mount hose reel	Open		04/30/2021	04/30/2021	04/30/2021			(149.98)
			Object detail **524.00 - Small Tools & Equip under $1,000** Totals					Invoice Transactions	1	($149.98)

0038

FM100EALL: All Committees - AP by G/L

Invoice Due Date Range 04/01/21 - 04/30/21

Forest Preserve District
Rock Island County, Illinois

Vendor	Invoice No.	Invoice Description	Status	Held Reason	Invoice Date	Due Date	G/L Date	Received Date	Payment Date	Invoice Amount
Fund **131 - Niabi Zoo**										
Department **32 - Forest Preserve**										
Sub Department **18 - Facilities/Maintenance**										
Object detail **631.00 - Professional Services**										
107999 - CANTRELLS BODY SHOP & GARAGE	33021	towing for train	Open		04/15/2021	04/15/2021	04/15/2021			95.00
100735 - CRAWFORD COMPANY	0118023-IN	installation of time clock	Open		04/16/2021	04/16/2021	04/16/2021			175.00
104890 - FIRST MIDWEST BANK	24128	AMAZINGLY CLEAN; RUG CLEANING; 4/1/21; 4526-2722	Open		04/30/2021	04/30/2021	04/30/2021			600.00
Object detail **631.00 - Professional Services** Totals								Invoice Transactions 3		$870.00
Object detail **632.00 - Communications**										
104365 - EWERT-TREAS GENERAL FUND	VER03-2021 NZ	0012571632CP	Open		04/27/2021	04/27/2021	04/27/2021			71.50
Object detail **632.00 - Communications** Totals								Invoice Transactions 1		$71.50
Object detail **637.00 - Public Utility Services**										
107765 - MIDAMERICAN / BERKSHIRE HATHAWAY ENERGY	04770 0321 NZ	04770-37026; 3/3/21 - 4/1/21	Open		04/07/2021	04/07/2021	04/07/2021			698.80
107765 - MIDAMERICAN / BERKSHIRE HATHAWAY ENERGY	21330 0321 NZ	21330-50008; 3/3/21 - 4/1/21	Open		04/07/2021	04/07/2021	04/07/2021			26.35
107765 - MIDAMERICAN / BERKSHIRE HATHAWAY ENERGY	24331 0321 NZ	24331-65004; 3/3/21 - 4/1/21	Open		04/07/2021	04/07/2021	04/07/2021			410.47
107765 - MIDAMERICAN / BERKSHIRE HATHAWAY ENERGY	31171 0321 NZ	31171-54004; 3/3/21 - 4/1/21	Open		04/07/2021	04/07/2021	04/07/2021			31.02
107765 - MIDAMERICAN / BERKSHIRE HATHAWAY ENERGY	37031 0321 NZ	37031-14001; 3/3/21 - 4/1/21	Open		04/07/2021	04/07/2021	04/07/2021			118.48
107765 - MIDAMERICAN / BERKSHIRE HATHAWAY ENERGY	37550 0321 NZ	37550-85009; 3/3/21 - 4/1/21	Open		04/07/2021	04/07/2021	04/07/2021			245.49
107765 - MIDAMERICAN / BERKSHIRE HATHAWAY ENERGY	40381 0321 NZ	40381-13004; 3/3/21 - 4/1/21	Open		04/07/2021	04/07/2021	04/07/2021			482.91
107765 - MIDAMERICAN / BERKSHIRE HATHAWAY ENERGY	41830 0321 NZ	41830-68008; 3/3/21 - 4/1/21	Open		04/07/2021	04/07/2021	04/07/2021			89.66
107765 - MIDAMERICAN / BERKSHIRE HATHAWAY ENERGY	72720 0321 NZ	72720-63016; 3/3/21 - 4/1/21	Open		04/07/2021	04/07/2021	04/07/2021			87.22
107765 - MIDAMERICAN / BERKSHIRE HATHAWAY ENERGY	72930 0321 NZ	72930-63017; 3/3/21 - 4/1/21	Open		04/07/2021	04/07/2021	04/07/2021			475.95
107765 - MIDAMERICAN / BERKSHIRE HATHAWAY ENERGY	73560 0321 NZ	73560-63017; 3/3/21 - 4/1/21	Open		04/07/2021	04/07/2021	04/07/2021			103.77
107765 - MIDAMERICAN / BERKSHIRE HATHAWAY ENERGY	73770 0321 NZ	73770-63018; 3/3/21 - 4/1/21	Open		04/07/2021	04/07/2021	04/07/2021			589.54
107765 - MIDAMERICAN / BERKSHIRE HATHAWAY ENERGY	74190 0321 NZ	74190-63017; 3/3/21 - 4/1/21	Open		04/07/2021	04/07/2021	04/07/2021			136.34
107765 - MIDAMERICAN / BERKSHIRE HATHAWAY ENERGY	74400 0321 NZ	74400-63019; 3/3/21 - 4/1/21	Open		04/07/2021	04/07/2021	04/07/2021			350.75
107765 - MIDAMERICAN / BERKSHIRE HATHAWAY ENERGY	74610 0321 NZ	74610-63010; 3/3/21 - 4/1/21	Open		04/07/2021	04/07/2021	04/07/2021			1,585.80

FM100EALL: All Committees - AP by G/L

Invoice Due Date Range 04/01/21 - 04/30/21

Forest Preserve District
Rock Island County, Illinois

Vendor	Invoice No.	Invoice Description	Status	Held Reason	Invoice Date	Due Date	G/L Date	Received Date	Payment Date	Invoice Amount
Fund **131 - Niabi Zoo**										
Department **32 - Forest Preserve**										
Sub Department **18 - Facilities/Maintenance**										
Object detail **637.00 - Public Utility Services**										
107765 - MIDAMERICAN / BERKSHIRE HATHAWAY ENERGY	75030 0321 NZ	75030-63019; 3/3/21 - 4/1/21	Open		04/07/2021	04/07/2021	04/07/2021			258.18
107765 - MIDAMERICAN / BERKSHIRE HATHAWAY ENERGY	75240 0321 NZ	75240-63010; 3/3/21 - 4/1/21	Open		04/07/2021	04/07/2021	04/07/2021			196.67
107765 - MIDAMERICAN / BERKSHIRE HATHAWAY ENERGY	75450 0321 NZ	75450-63011; 3/3/21 - 4/1/21	Open		04/07/2021	04/07/2021	04/07/2021			220.09
Object detail **637.00 - Public Utility Services** Totals								Invoice Transactions	18	$6,107.49
Object detail **638.00 - Repairs & Maintenance**										
106055 - J.W. KOEHLER ELECTRIC INC	21-5772	installed 2 data jacks that were damaged	Open		04/15/2021	04/15/2021	04/15/2021			250.00
102306 - JL BRADY CO	65217	installed 1/2" water drops with isolation valve in rhino enclosu	Open		04/15/2021	04/15/2021	04/15/2021			650.00
104642 - JOHNSON H2O EQUIPMENT	77539	repair leaking hydrand at old elephant pen	Open		04/15/2021	04/15/2021	04/15/2021			150.00
100104 - B&B DRAIN TECH INC	145849	clear floor drain	Open		04/27/2021	04/27/2021	04/27/2021			330.00
100005 - A&A AIR CONDITIONING & REFRIDGERATION	106790	repair-stand alone walk in freezer	Open		04/28/2021	04/28/2021	04/28/2021			233.91
Object detail **638.00 - Repairs & Maintenance** Totals								Invoice Transactions	5	$1,613.91
Object detail **639.00 - Rentals**										
107766 - THE RENTAL GUYS	1-514542	scissor lift rental 4/19/21-4/20/21	Open		04/28/2021	04/28/2021	04/28/2021			330.00
107766 - THE RENTAL GUYS	1-514492	scissor lift rental 4/9/21 -4/9/21	Open		04/28/2021	04/28/2021	04/28/2021			330.00
107766 - THE RENTAL GUYS	1-514476	boom lift 4/6/21-4/8/21	Open		04/28/2021	04/28/2021	04/28/2021			580.00
103954 - SUNBELT RENTALS INC	112375652-0002	gas trash pump rental 4/14/21-4/16/21	Open		04/29/2021	04/29/2021	04/29/2021			101.13
Object detail **639.00 - Rentals** Totals								Invoice Transactions	4	$1,341.13
Object detail **644.00 - Outside Contractual**										
104890 - FIRST MIDWEST BANK	0400-002073673	REPUBLIC SERVICES; TRASH PICK UP; 3/31/21; 4529-6233	Open		04/29/2021	04/29/2021	04/29/2021			1,264.50
Object detail **644.00 - Outside Contractual** Totals								Invoice Transactions	1	$1,264.50
Sub Department **18 - Facilities/Maintenance** Totals								Invoice Transactions	69	$16,888.96
Sub Department **35 - Grants**										
Object detail **524.00 - Small Tools & Equip under $1,000**										
104890 - FIRST MIDWEST BANK	1051451	AMAZON; CHARGING CABINET; 3/24/21; 4529-6233	Open		04/29/2021	04/29/2021	04/29/2021			510.00
Object detail **524.00 - Small Tools & Equip under $1,000** Totals								Invoice Transactions	1	$510.00

040

FM100EALL: All Committees - AP by G/L

Invoice Due Date Range 04/01/21 - 04/30/21

Forest Preserve District
Rock Island County, Illinois

Vendor	Invoice No.	Invoice Description	Status	Held Reason	Invoice Date	Due Date	G/L Date	Received Date	Payment Date	Invoice Amount
Fund **131 - Niabi Zoo**										
Department **32 - Forest Preserve**										
Sub Department **35 - Grants**										
Object detail **631.00 - Professional Services**										
104890 - FIRST MIDWEST BANK	9557827	AMAZON; DATA RECOVERY PLAN; 3/24/21; 4529-6233	Open		04/29/2021	04/29/2021	04/29/2021			5.99
				Object detail **631.00 - Professional Services** Totals				Invoice Transactions	1	$5.99
				Sub Department **35 - Grants** Totals				Invoice Transactions	2	$515.99
				Department **32 - Forest Preserve** Totals				Invoice Transactions	173	$77,987.90
				Fund **131 - Niabi Zoo** Totals				Invoice Transactions	174	$79,211.23

041

FM100EALL: All Committees - AP by G/L

Invoice Due Date Range 04/01/21 - 04/30/21

Forest Preserve District
Rock Island County, Illinois

Vendor	Invoice No.	Invoice Description	Status	Held Reason	Invoice Date	Due Date	G/L Date	Received Date	Payment Date	Invoice Amount
Fund **133 - Forest Preserve Liab Ins**										
Department **32 - Forest Preserve**										
Object detail **636.00 - Insurance**										
104371 - EWERT-TREAS LIABILITY INSURANCE	WC Reimb Qtr1	Workers' Compensation Reimbursement December 2020 -March 2021	Open		04/29/2021	04/29/2021	04/29/2021			309.30
107926 - NATIONAL CENTER FOR SAFETY INITIATIVES LLC	8251	background checks	Open		04/29/2021	04/29/2021	04/29/2021			610.50
				Object detail **636.00 - Insurance** Totals				Invoice Transactions	2	$919.80
				Department **32 - Forest Preserve** Totals				Invoice Transactions	2	$919.80
				Fund **133 - Forest Preserve Liab Ins** Totals				Invoice Transactions	2	$919.80

042

FM100EALL: All Committees - AP by G/L

Invoice Due Date Range 04/01/21 - 04/30/21

Forest Preserve District
Rock Island County, Illinois

Vendor	Invoice No.	Invoice Description	Status	Held Reason	Invoice Date	Due Date	G/L Date	Received Date	Payment Date	Invoice Amount
Fund **336 - Loud Thunder Spillway & Camping**										
Department **32 - Forest Preserve**										
Object detail **763.00 - Infrastructure $2,000-$14,999**										
104068 - FRED WOLLER	11491	striping of new campground, and parking lots	Open		04/30/2021	04/30/2021	04/30/2021			2,360.00
				Object detail **763.00 - Infrastructure $2,000-$14,999** Totals				Invoice Transactions	1	$2,360.00
				Department **32 - Forest Preserve** Totals				Invoice Transactions	1	$2,360.00
				Fund **336 - Loud Thunder Spillway & Camping** Totals				Invoice Transactions	1	$2,360.00
* = Prior Fiscal Year Activity						Grand Totals		Invoice Transactions	408	$155,301.50

043

STATE OF ILLINOIS *
* SS
COUNTY OF ROCK ISLAND *

THE COUNTY BOARD 5/11/2021
SESSION

MR. CHAIRMAN AND MEMBERS OF THE COUNTY BOARD,

YOUR COMMITTEE ON **FOREST PRESERVE** REPORTS THAT THEY HAVE EXAMINED ALL CLAIMS PRESENTED BEFORE THEM BY THE COMMITTEE TO PAY CLAIMS PRIOR TO BOARD ACTION.

55-ILCS 5/1-6005, 55-ILCS 5/1-6006 1996 ILLINOIS COMPILED STATUTES.

VENDOR	APPROPRIATION NUMBER FUND	DEPT	BASIC EL.	OBJ.	DATE	CK#	AMOUNT
Cardconnect	130	32	90	873.00	4/5/21	ACH	49.95
Cardconnect	130	32	91	873.00	4/5/21	ACH	340.46
Cardconnect	130	32	92	873.00	4/5/21	ACH	696.88
Petty Cash - Illiniwek	130		102.IL		4/8/21	707128	250.00
Cardconnect	131	32	10	873.00	4/5/21	ACH	373.67
						Total	1,710.96

FOREST PRESERVE PRESIDENT

MEMBER

MEMBER

MEMBER

MEMBER

MEMBER

MEMBER

MEMBER

Transfers of Appropriation

WHEREAS, the Forest Preserve Commission of Rock Island County, Illinois, has adopted Annual Budgets and Appropriation Ordinances for the fiscal period beginning July 1, 2020 and ending June 30, 2021, and

WHEREAS, it now appears desirable and necessary that certain adjustments be made between Appropriation Items in the Forest Preserve Fund and Niabi Zoo Fund in said Annual Appropriation Ordinances, and

NOW, THEREFORE, BE IT RESOLVED by the Forest Preserve Commission of Rock Island County, Illinois, that the amounts set forth below are hereby transferred from the unexpended balance of certain appropriation items in the Forest Preserve Fund as contained in said Budgets and Appropriation Ordinances to certain other such Appropriation Items within the same Fund, as follows:

Amount		Appropriation #	Description	Revised
$ 2,929.00	from	131-32-10 522.GS	Operating Supplies-Gift Shop	$ 43,157.00
$ 2,929.00	to	131-32-08 764	Machine & Equipment $1000-4,999	$ 2,929.00
$ 4,000.00	from	130-32-91 411.10	Seasonal Salary	$ 50,500.00
$ 4,000.00	to	130-32-91 632	Communications	$14,410.00
$ 5,000.00	from	130-32-92 526	Food	$45,500.00
$ 10,500.00	from	130-32-92 991.12	Transfer from other Agencies	$0.00
$ 2,000.00	from	130-32-10 631	Professional Services	$26,105.00
$ 17,500.00	to	130-32-91 638	Repairs & Maintenance	$27,500.00
$ 14,736.00	from	131-32-10 522.GS	Operating Supplies-Gift Shop	$28,421.00
$ 14,736.00	to	131-32-08 767	Infrastructure over $15,000	$14,736.00

ADOPTED by the Forest Preserve Commission of Rock Island County, Rock Island, Illinois on the 11th day of May, 2021.
The Revised Appropriations shall be in full force and effect from and after this date.

RESOLUTION

RE: Niabi Zoo Fund Receipt of Grant Funds-Moline Community Foundation

WHEREAS, additional funds are required in the Niabi Zoo Fund #131 to increase the budget for the Niabi Zoo Education Program (MF21) Moline Community Foundation Grant Fund for the 2020-2021 Fiscal Year, and

WHEREAS, funds are available from grant funds already received in the Niabi Zoo Fund #131, and

NOW, THEREFORE, BE IT RESOLVED by the Forest Preserve Commission of Rock Island County, Rock Island, Illinois, as follows:

SECTION 1. An emergency exists as outlined above.

SECTION 2. An amount of $1,005.99 to be transferred from grant funds already received and unencumbered in the Niabi Zoo Fund #131 to the following:

AMOUNT	APPROPRIATION	DESCRIPTION
$1,005.99	131-32-35 337.70 MF21-00-33770	State & Local Grants-Culture & Recreation

SECTION 3. An amount of $1,005.99 be transferred from the above described revenue changes in the Niabi Zoo Fund #131 to the following:

AMOUNT	APPROPRIATION	DESCRIPTION
$1,000.00	131-32-35 411.00 MF21-10-100	Salary & Wages
$5.99	131-32-35 631.00 MF21-20-631	Professional Services

SECTION 4. This resolution to become effective immediately.

ADOPTED by the Rock Island County Forest Preserve Commission, Rock Island County, Illinois, this 18th day of May, 2021.

Kai Swanson, President
Forest Preserve Commission

Karen Kinney, Secretary
Forest Preserve Commission

Forest Preserve District
Rock Island County, Illinois

Budget Performance Report

Fiscal Year to Date 04/30/21
Exclude Rollup Account

Account	Account Description	Adopted Budget	Budget Amendments	Amended Budget	Current Month Transactions	YTD Encumbrances	YTD Transactions	Budget - YTD Transactions	% Used/ Rec'd	Prior Year YTD
Fund	**130 - Forest Preserve**									
REVENUE										
Department	**32 - Forest Preserve**									
Sub Department	**10 - Administration**									
311.10	Property taxes	1,375,000.00	.00	1,375,000.00	.00	.00	528,926.93	846,073.07	38	496,441.17
311.12	Collectors auction account	500.00	.00	500.00	.00	.00	.00	500.00	0	977.94
335.15	Replacement revenue	195,000.00	.00	195,000.00	57,434.13	.00	160,341.53	34,658.47	82	149,014.49
361.10	Investment earnings	15,000.00	.00	15,000.00	265.12	.00	3,191.11	11,808.89	21	17,391.43
361.30	Collector's interest '90	700.00	.00	700.00	.00	.00	214.89	485.11	31	686.57
364.10	Contributions fr private sources	7,500.00	.00	7,500.00	.00	.00	9,623.64	(2,123.64)	128	48.25
369.94	Miscellaneous - other revenue	.00	.00	.00	.00	.00	2,344.17	(2,344.17)	+++	.00
	Sub Department **10 - Administration** Totals	$1,593,700.00	$0.00	$1,593,700.00	$57,699.25	$0.00	$704,642.27	$889,057.73	44%	$664,559.85
Sub Department	**35 - Grants**									
331.10	Federal grants-general govt	.00	330.50	330.50	.00	.00	340.50	(10.00)	103	.00
334.70	State grants - culture&recreatio	.00	2,539.27	2,539.27	.00	.00	.00	2,539.27	0	200,000.00
	Sub Department **35 - Grants** Totals	$0.00	$2,869.77	$2,869.77	$0.00	$0.00	$340.50	$2,529.27	12%	$200,000.00
Sub Department	**90 - Illiniwek**									
347.00	Illiniwek fees	155,000.00	.00	155,000.00	10,038.82	.00	120,120.08	34,879.92	77	87,321.07
347.01	Illiniwek key no return fee	300.00	.00	300.00	.00	.00	.00	300.00	0	280.00
362.49	Illiniwek bike rentals	.00	.00	.00	.00	.00	.00	.00	+++	45.00
362.51	Illiniwek shelter reservations	2,500.00	.00	2,500.00	85.00	.00	700.00	1,800.00	28	1,700.00
362.52	Illiniwek concessions	5,500.00	.00	5,500.00	.00	.00	1,951.00	3,549.00	35	2,533.35
364.10	Contributions fr private sources	.00	.00	.00	.00	.00	4,900.00	(4,900.00)	+++	10,948.97
369.94	Miscellaneous - other revenue	.00	.00	.00	(36.00)	.00	319.00	(319.00)	+++	407.00
392.01	Timber sales	8,500.00	.00	8,500.00	864.00	.00	8,214.00	286.00	97	4,605.00
	Sub Department **90 - Illiniwek** Totals	$171,800.00	$0.00	$171,800.00	$10,951.82	$0.00	$136,204.08	$35,595.92	79%	$107,840.39
Sub Department	**91 - Loud Thunder**									
347.02	Loud Thunder fees	88,500.00	.00	88,500.00	7,615.77	.00	75,560.63	12,939.37	85	31,316.86
347.05	Loud Thunder archery permit fees	4,750.00	.00	4,750.00	.00	.00	5,200.00	(450.00)	109	4,875.00
347.07	Forest Preserve Program Fees	200.00	.00	200.00	.00	.00	.00	200.00	0	.00
362.53	Loud Thunder shelter reservation	1,480.00	.00	1,480.00	65.00	.00	235.00	1,245.00	16	735.00
362.54	Loud Thunder boat rentals	46,000.00	.00	46,000.00	.00	.00	61,898.00	(15,898.00)	135	31,529.50
362.55	Loud Thund boat rent concessions	12,000.00	.00	12,000.00	430.39	.00	6,980.04	5,019.96	58	6,038.17
364.10	Contributions fr private sources	.00	.00	.00	.00	.00	1,032.05	(1,032.05)	+++	1,082.12
392.00	Sale of other materials	.00	.00	.00	.00	.00	.00	.00	+++	71.94
392.01	Timber sales	8,500.00	.00	8,500.00	917.00	.00	9,312.00	(812.00)	110	4,600.50
392.11	Sales of junk or salvage value	.00	.00	.00	.00	.00	198.50	(198.50)	+++	.00
	Sub Department **91 - Loud Thunder** Totals	$161,430.00	$0.00	$161,430.00	$9,028.16	$0.00	$160,416.22	$1,013.78	99%	$80,249.09
Sub Department	**92 - Indian Bluff**									
347.03	Indian Bluff golf fees	430,000.00	.00	430,000.00	37,935.00	.00	364,088.52	65,911.48	85	260,803.46
347.04	Indian Bluff season passes	71,000.00	.00	71,000.00	6,155.71	.00	36,663.52	34,336.48	52	15,480.00

047

Forest Preserve District
Rock Island County, Illinois

Budget Performance Report

Fiscal Year to Date 04/30/21
Exclude Rollup Account

Account	Account Description	Adopted Budget	Budget Amendments	Amended Budget	Current Month Transactions	YTD Encumbrances	YTD Transactions	Budget - YTD Transactions	% Used/ Rec'd	Prior Year YTD
Fund **130 - Forest Preserve**										
REVENUE										
Department **32 - Forest Preserve**										
Sub Department **92 - Indian Bluff**										
347.08	Pro Shop Fees	33,000.00	.00	33,000.00	2,068.80	.00	17,929.85	15,070.15	54	16,581.53
362.56	Ind Bluff shelter reservations	1,000.00	.00	1,000.00	35.00	.00	(135.00)	1,135.00	-14	2,340.00
362.57	Ind Bluff concessions	125,000.00	.00	125,000.00	7,286.55	.00	59,137.29	65,862.71	47	72,118.47
364.10	Contributions fr private sources	.00	.00	.00	.00	.00	.00	.00	+++	25.61
369.94	Miscellaneous - other revenue	.00	.00	.00	5.94	.00	(633.71)	633.71	+++	200.90
369.96	Miscellaneous - Tip Revenue	.00	.00	.00	16.00	.00	76.00	(76.00)	+++	.00
	Sub Department **92 - Indian Bluff** Totals	$660,000.00	$0.00	$660,000.00	$53,503.00	$0.00	$477,126.47	$182,873.53	72%	$367,549.97
	Department **32 - Forest Preserve** Totals	$2,586,930.00	$2,869.77	$2,589,799.77	$131,182.23	$0.00	$1,478,729.54	$1,111,070.23	57%	$1,420,199.30
	REVENUE TOTALS	$2,586,930.00	$2,869.77	$2,589,799.77	$131,182.23	$0.00	$1,478,729.54	$1,111,070.23	57%	$1,420,199.30
EXPENSE										
Department **32 - Forest Preserve**										
Sub Department **10 - Administration**										
411.00	Salaries and wages	153,240.00	16,000.00	169,240.00	12,899.32	.00	136,503.77	32,736.23	81	119,460.83
412.00	Overtime	.00	.00	.00	.00	.00	15.31	(15.31)	+++	.00
413.00	Employee Health Benefits	46,900.00	43,269.81	90,169.81	7,513.60	.00	69,753.45	20,416.36	77	29,342.85
414.00	Uniform/Clothing	400.00	(200.00)	200.00	.00	.00	.00	200.00	0	100.00
521.00	Office Supplies	400.00	.00	400.00	205.72	.00	466.47	(66.47)	117	427.39
522.00	Operating Supplies	400.00	.00	400.00	.00	.00	381.78	18.22	95	539.01
523.00	Repair/Maintenance Supplies	1,135.00	.00	1,135.00	.00	.00	52.47	1,082.53	5	.00
524.00	Small Tools & Equip under $1,000	300.00	.00	300.00	.00	.00	47.99	252.01	16	805.95
526.00	Food Purchases	150.00	(150.00)	.00	.00	.00	.00	.00	+++	112.23
527.00	Books & Periodicals	.00	.00	.00	.00	.00	40.00	(40.00)	+++	.00
630.00	Training & Education	5,700.00	(5,700.00)	.00	18.00	.00	386.00	(386.00)	+++	527.00
631.00	Professional Services	28,105.00	(2,000.00)	26,105.00	1,893.13	.00	23,826.86	2,278.14	91	13,622.45
632.00	Communications	2,580.00	.00	2,580.00	295.86	.00	3,067.87	(487.87)	119	3,366.41
633.00	Travel	2,875.00	(2,000.00)	875.00	.00	.00	.00	875.00	0	2,066.08
634.00	Publishing	1,925.00	.00	1,925.00	.00	.00	3,059.74	(1,134.74)	159	865.95
635.00	Printing & Duplicating	1,950.00	.00	1,950.00	183.75	.00	293.49	1,656.51	15	490.92
638.00	Repairs & Maintenance	500.00	.00	500.00	.00	.00	343.96	156.04	69	2,982.59
642.00	Dues & memberships	19,675.00	.00	19,675.00	.00	.00	17,731.32	1,943.68	90	17,601.32
644.00	Outside Contractual	32,540.00	28,000.00	60,540.00	2,445.75	.00	53,743.20	6,796.80	89	44,606.90
768.00	Mach & Equipment over $5,000	28,500.00	.00	28,500.00	.00	.00	.00	28,500.00	0	.00
872.00	Interest	154,605.00	.00	154,605.00	.00	.00	77,301.25	77,303.75	50	.00
991.12	Transfer to Other Agencies	112,220.00	(26,966.81)	85,253.19	.00	.00	85,253.19	.00	100	112,216.00
991.74	Transfer to Niabi Zoo	.00	56,672.00	56,672.00	.00	.00	56,672.00	.00	100	.00
	Sub Department **10 - Administration** Totals	$594,100.00	$106,925.00	$701,025.00	$25,455.13	$0.00	$528,940.12	$172,084.88	75%	$349,133.88

Forest Preserve District
Rock Island County, Illinois

Budget Performance Report

Fiscal Year to Date 04/30/21
Exclude Rollup Account

Account	Account Description	Adopted Budget	Budget Amendments	Amended Budget	Current Month Transactions	YTD Encumbrances	YTD Transactions	Budget - YTD Transactions	% Used/ Rec'd	Prior Year YTD
Fund	**130 - Forest Preserve**									
EXPENSE										
Department	**32 - Forest Preserve**									
Sub Department	**35 - Grants**									
522.00	Operating Supplies	.00	2,604.65	2,604.65	.00	.00	2,424.65	180.00	93	.00
631.00	Professional Services	.00	206.95	206.95	.00	.00	206.95	.00	100	.00
768.00	Mach & Equipment over $5,000	.00	.00	.00	.00	.00	.00	.00	+++	156,519.10
	Sub Department **35 - Grants** Totals	$0.00	$2,811.60	$2,811.60	$0.00	$0.00	$2,631.60	$180.00	94%	$156,519.10
Sub Department	**90 - Illiniwek**									
411.00	Salaries and wages	237,100.00	(13,172.00)	223,928.00	14,057.67	.00	173,239.97	50,688.03	77	182,183.52
411.10	Seasonal Salaries & Wages	29,550.00	(500.00)	29,050.00	2,101.00	.00	15,511.00	13,539.00	53	9,304.00
412.00	Overtime	2,000.00	.00	2,000.00	.00	.00	378.75	1,621.25	19	1,088.35
413.00	Employee Health Benefits	81,500.00	(31,000.00)	50,500.00	3,452.00	.00	35,914.15	14,585.85	71	51,210.50
414.00	Uniform/Clothing	1,850.00	.00	1,850.00	326.67	.00	756.55	1,093.45	41	350.50
521.00	Office Supplies	100.00	.00	100.00	.00	.00	.00	100.00	0	35.20
522.00	Operating Supplies	30,400.00	(834.00)	29,566.00	3,600.43	.00	18,119.20	11,446.80	61	14,375.56
523.00	Repair/Maintenance Supplies	21,415.00	.00	21,415.00	875.46	.00	11,416.60	9,998.40	53	5,144.20
524.00	Small Tools & Equip under $1,000	2,480.00	.00	2,480.00	1,284.06	.00	5,727.30	(3,247.30)	231	4,791.91
526.00	Food Purchases	5,305.00	.00	5,305.00	.00	.00	1,493.80	3,811.20	28	1,767.67
630.00	Training & Education	2,200.00	(2,200.00)	.00	.00	.00	.00	.00	+++	840.00
631.00	Professional Services	6,375.00	7,736.00	14,111.00	.00	.00	12,737.21	1,373.79	90	34,020.57
632.00	Communications	5,880.00	.00	5,880.00	1,197.64	.00	6,212.44	(332.44)	106	5,304.17
633.00	Travel	.00	.00	.00	.00	.00	.00	.00	+++	1,428.88
634.00	Publishing	175.00	.00	175.00	.00	.00	231.00	(56.00)	132	.00
635.00	Printing & Duplicating	1,340.00	.00	1,340.00	.00	.00	.00	1,340.00	0	141.43
637.00	Public Utility Services	16,500.00	.00	16,500.00	916.04	.00	12,987.00	3,513.00	79	13,540.83
638.00	Repairs & Maintenance	15,150.00	.00	15,150.00	324.00	.00	4,919.46	10,230.54	32	12,353.02
639.00	Rentals	3,000.00	.00	3,000.00	70.00	.00	2,064.99	935.01	69	2,517.62
642.00	Dues & memberships	500.00	.00	500.00	.00	.00	.00	500.00	0	235.00
644.00	Outside Contractual	3,975.00	.00	3,975.00	33.24	.00	4,064.87	(89.87)	102	2,947.57
762.00	Buildings $2,000-$4999	4,500.00	.00	4,500.00	.00	.00	.00	4,500.00	0	.00
764.00	Mach & Equipment $1,000-$4,999	.00	.00	.00	.00	.00	3,304.42	(3,304.42)	+++	3,738.32
766.00	Building Remodeling over $5,000	17,000.00	.00	17,000.00	.00	.00	.00	17,000.00	0	16,400.00
873.00	Credit Card Service Fee	2,500.00	.00	2,500.00	49.95	.00	2,276.96	223.04	91	946.36
	Sub Department **90 - Illiniwek** Totals	$490,795.00	($39,970.00)	$450,825.00	$28,288.16	$0.00	$311,355.67	$139,469.33	69%	$364,665.18
Sub Department	**91 - Loud Thunder**									
411.00	Salaries and wages	250,270.00	(500.00)	249,770.00	19,239.13	.00	198,957.80	50,812.20	80	193,948.05
411.10	Seasonal Salaries & Wages	55,000.00	(4,500.00)	50,500.00	887.50	.00	25,386.66	25,113.34	50	24,081.03
412.00	Overtime	2,000.00	.00	2,000.00	.00	.00	295.04	1,704.96	15	1,254.78
412.10	Seasonal overtime	.00	.00	.00	.00	.00	1,746.00	(1,746.00)	+++	290.06
413.00	Employee Health Benefits	62,100.00	.00	62,100.00	5,654.20	.00	54,148.75	7,951.25	87	44,337.65

Forest Preserve District
Rock Island County, Illinois

Budget Performance Report

Fiscal Year to Date 04/30/21
Exclude Rollup Account

Account	Account Description	Adopted Budget	Budget Amendments	Amended Budget	Current Month Transactions	YTD Encumbrances	YTD Transactions	Budget - YTD Transactions	% Used/ Rec'd	Prior Year YTD
Fund 130 - Forest Preserve										
EXPENSE										
Department 32 - Forest Preserve										
Sub Department 91 - Loud Thunder										
414.00	Uniform/Clothing	2,000.00	.00	2,000.00	326.67	.00	1,519.36	480.64	76	350.50
521.00	Office Supplies	35.00	.00	35.00	.00	.00	219.21	(184.21)	626	43.41
522.00	Operating Supplies	28,800.00	.00	28,800.00	2,180.16	.00	15,903.12	12,896.88	55	18,950.24
522.BR	Boat rental operating supplies	9,000.00	.00	9,000.00	613.80	.00	1,701.39	7,298.61	19	1,031.18
523.00	Repair/Maintenance Supplies	13,500.00	.00	13,500.00	2,751.48	.00	10,515.09	2,984.91	78	10,929.59
524.00	Small Tools & Equip under $1,000	4,140.00	.00	4,140.00	184.44	.00	8,439.04	(4,299.04)	204	9,216.95
526.00	Food Purchases	3,500.00	.00	3,500.00	1,264.50	.00	3,043.75	456.25	87	1,207.95
630.00	Training & Education	3,000.00	(3,000.00)	.00	.00	.00	429.00	(429.00)	+++	645.00
631.00	Professional Services	16,165.00	.00	16,165.00	.00	.00	11,715.39	4,449.61	72	25,033.73
632.00	Communications	10,410.00	4,000.00	14,410.00	1,224.82	.00	12,443.88	1,966.12	86	8,644.39
633.00	Travel	1,500.00	(1,500.00)	.00	.00	.00	.00	.00	+++	415.54
634.00	Publishing	500.00	.00	500.00	.00	.00	192.00	308.00	38	186.00
635.00	Printing & Duplicating	450.00	.00	450.00	.00	.00	110.00	340.00	24	70.00
637.00	Public Utility Services	17,000.00	.00	17,000.00	1,190.41	.00	13,604.03	3,395.97	80	10,410.42
638.00	Repairs & Maintenance	10,000.00	17,500.00	27,500.00	4,666.83	.00	24,915.76	2,584.24	91	15,037.71
639.00	Rentals	500.00	.00	500.00	35.70	.00	357.00	143.00	71	356.50
642.00	Dues & memberships	245.00	.00	245.00	.00	.00	.00	245.00	0	.00
644.00	Outside Contractual	12,000.00	.00	12,000.00	949.80	.00	5,752.13	6,247.87	48	6,413.79
699.00	Property tax expense	.00	.00	.00	.00	.00	.00	.00	+++	(171.84)
762.00	Buildings $2,000-$4999	3,000.00	.00	3,000.00	.00	.00	.00	3,000.00	0	.00
764.00	Mach & Equipment $1,000-$4,999	1,600.00	.00	1,600.00	1,125.00	.00	4,125.00	(2,525.00)	258	1,699.99
768.00	Mach & Equipment over $5,000	55,000.00	.00	55,000.00	7,028.47	.00	7,028.47	47,971.53	13	.00
873.00	Credit Card Service Fee	4,500.00	.00	4,500.00	340.46	.00	4,012.43	487.57	89	4,593.48
	Sub Department 91 - Loud Thunder Totals	$566,215.00	$12,000.00	$578,215.00	$49,663.37	$0.00	$406,560.30	$171,654.70	70%	$378,976.10
Sub Department 92 - Indian Bluff										
411.00	Salaries and wages	304,050.00	(24,500.00)	279,550.00	21,108.01	.00	218,077.26	61,472.74	78	237,402.81
411.10	Seasonal Salaries & Wages	100,000.00	.00	100,000.00	5,124.26	.00	57,189.12	42,810.88	57	54,200.44
412.00	Overtime	5,000.00	.00	5,000.00	152.69	.00	2,195.42	2,804.58	44	3,142.58
412.10	Seasonal overtime	.00	.00	.00	.00	.00	.00	.00	+++	9.84
413.00	Employee Health Benefits	90,030.00	(35,000.00)	55,030.00	4,119.80	.00	39,138.10	15,891.90	71	65,995.20
414.00	Uniform/Clothing	1,950.00	(400.00)	1,550.00	326.66	.00	394.98	1,155.02	25	130.13
521.00	Office Supplies	345.00	.00	345.00	28.15	.00	28.15	316.85	8	161.27
522.00	Operating Supplies	65,700.00	.00	65,700.00	12,178.05	.00	42,952.56	22,747.44	65	36,087.20
522.PS	Pro Shop Merchandise Supplies	25,060.00	.00	25,060.00	4,555.41	.00	8,436.09	16,623.91	34	11,016.00
523.00	Repair/Maintenance Supplies	24,250.00	.00	24,250.00	2,408.23	.00	18,049.11	6,200.89	74	26,694.18
523.PS	Pro Shop Repair Supplies	2,300.00	.00	2,300.00	.00	.00	.00	2,300.00	0	.00
524.00	Small Tools & Equip under $1,000	1,500.00	.00	1,500.00	25.57	.00	3,962.20	(2,462.20)	264	8,206.22

Forest Preserve District
Rock Island County, Illinois

Budget Performance Report

Fiscal Year to Date 04/30/21
Exclude Rollup Account

Account	Account Description	Adopted Budget	Budget Amendments	Amended Budget	Current Month Transactions	YTD Encumbrances	YTD Transactions	Budget - YTD Transactions	% Used/ Rec'd	Prior Year YTD
Fund	**130 - Forest Preserve**									
EXPENSE										
Department	**32 - Forest Preserve**									
Sub Department	**92 - Indian Bluff**									
524.PS	Small Tools for Pro Shop	75.00	.00	75.00	.00	.00	.00	75.00	0	.00
526.00	Food Purchases	65,000.00	(19,500.00)	45,500.00	7,207.36	.00	34,055.60	11,444.40	75	32,122.51
630.00	Training & Education	2,000.00	(2,000.00)	.00	.00	.00	.00	.00	+++	50.00
630.PS	Training & Education for Pro Shop	940.00	.00	940.00	21.00	.00	21.00	919.00	2	.00
631.00	Professional Services	7,315.00	.00	7,315.00	1,818.82	.00	9,917.33	(2,602.33)	136	11,118.23
632.00	Communications	8,000.00	.00	8,000.00	631.80	.00	6,872.95	1,127.05	86	6,120.81
633.00	Travel	1,500.00	(1,500.00)	.00	.00	.00	.00	.00	+++	.00
634.00	Publishing	1,175.00	.00	1,175.00	.00	.00	751.00	424.00	64	739.00
635.00	Printing & Duplicating	350.00	.00	350.00	.00	.00	885.00	(535.00)	253	135.00
637.00	Public Utility Services	21,000.00	.00	21,000.00	918.65	.00	14,609.83	6,390.17	70	13,216.98
638.00	Repairs & Maintenance	9,700.00	.00	9,700.00	377.13	.00	3,171.43	6,528.57	33	12,400.60
639.00	Rentals	5,800.00	(1,500.00)	4,300.00	92.50	.00	3,494.40	805.60	81	2,825.96
642.00	Dues & memberships	1,475.00	.00	1,475.00	840.00	.00	840.00	635.00	57	465.00
644.00	Outside Contractual	4,600.00	.00	4,600.00	207.74	.00	2,212.38	2,387.62	48	1,788.82
764.00	Mach & Equipment $1,000-$4,999	.00	.00	.00	.00	.00	.00	.00	+++	1,949.00
768.00	Mach & Equipment over $5,000	8,555.00	16,945.00	25,500.00	.00	.00	25,500.00	.00	100	11,196.00
871.00	Principal	115,000.00	.00	115,000.00	.00	.00	115,000.00	.00	100	160,000.00
872.00	Interest	1,725.00	.00	1,725.00	.00	.00	1,725.00	.00	100	4,125.00
873.00	Credit Card Service Fee	9,500.00	.00	9,500.00	696.88	.00	7,155.95	2,344.05	75	5,991.57
991.11	Transfer to Other Funds	25,000.00	.00	25,000.00	536.75	.00	18,994.25	6,005.75	76	14,244.25
991.12	Transfer to Other Agencies	10,500.00	(10,500.00)	.00	.00	.00	(352.53)	352.53	+++	7,677.42
	Sub Department **92 - Indian Bluff** Totals	$919,395.00	($77,955.00)	$841,440.00	$63,375.46	$0.00	$635,276.58	$206,163.42	75%	$729,212.02
Sub Department	**93 - Dorrance Park**									
522.00	Operating Supplies	575.00	.00	575.00	.00	.00	41.99	533.01	7	1,227.76
523.00	Repair/Maintenance Supplies	2,300.00	.00	2,300.00	.00	.00	1,693.91	606.09	74	13.94
524.00	Small Tools & Equip under $1,000	.00	.00	.00	.00	.00	39.99	(39.99)	+++	420.00
631.00	Professional Services	3,300.00	(1,000.00)	2,300.00	.00	.00	948.22	1,351.78	41	3,573.77
637.00	Public Utility Services	800.00	.00	800.00	51.07	.00	498.43	301.57	62	458.82
638.00	Repairs & Maintenance	450.00	.00	450.00	.00	.00	892.25	(442.25)	198	.00
639.00	Rentals	.00	.00	.00	.00	.00	175.00	(175.00)	+++	.00
644.00	Outside Contractual	.00	.00	.00	82.60	.00	222.60	(222.60)	+++	.00
763.00	Infrastructure $2,000-$14,999	9,000.00	.00	9,000.00	.00	.00	.00	9,000.00	0	14,500.00
	Sub Department **93 - Dorrance Park** Totals	$16,425.00	($1,000.00)	$15,425.00	$133.67	$0.00	$4,512.39	$10,912.61	29%	$20,194.29
	Department **32 - Forest Preserve** Totals	$2,586,930.00	$2,811.60	$2,589,741.60	$166,915.79	$0.00	$1,889,276.66	$700,464.94	73%	$1,998,700.57
	EXPENSE TOTALS	$2,586,930.00	$2,811.60	$2,589,741.60	$166,915.79	$0.00	$1,889,276.66	$700,464.94	73%	$1,998,700.57
	Fund **130 - Forest Preserve** Totals									

051

Forest Preserve District
Rock Island County, Illinois

Budget Performance Report

Fiscal Year to Date 04/30/21
Exclude Rollup Account

Account	Account Description	Adopted Budget	Budget Amendments	Amended Budget	Current Month Transactions	YTD Encumbrances	YTD Transactions	Budget - YTD Transactions	% Used/ Rec'd	Prior Year YTD
	REVENUE TOTALS	2,586,930.00	2,869.77	2,589,799.77	131,182.23	.00	1,478,729.54	1,111,070.23	57%	1,420,199.30
	EXPENSE TOTALS	2,586,930.00	2,811.60	2,589,741.60	166,915.79	.00	1,889,276.66	700,464.94	73%	1,998,700.57
	Fund **130 - Forest Preserve** Totals	$0.00	$58.17	$58.17	($35,733.56)	$0.00	($410,547.12)	$410,605.29		($578,501.27)
Fund **131 - Niabi Zoo**										
REVENUE										
Department **32 - Forest Preserve**										
311.10	Property taxes	1,055,000.00	194,750.00	1,249,750.00	.00	.00	405,509.40	844,240.60	32	398,806.11
311.12	Collectors auction account	450.00	.00	450.00	.00	.00	.00	450.00	0	785.61
347.18	Zoo adoption fees	1,200.00	.00	1,200.00	.00	.00	1,315.00	(115.00)	110	2,750.00
347.20	Zoo admissions fees	700,000.00	(266,000.00)	434,000.00	22,405.50	.00	218,877.84	215,122.16	50	336,526.46
347.21	Zoological Carousel Fees	80,000.00	(58,000.00)	22,000.00	6,331.50	.00	17,860.50	4,139.50	81	38,521.00
347.22	Zoo train fees	310,000.00	(210,000.00)	100,000.00	18,067.50	.00	62,921.25	37,078.75	63	165,153.75
347.23	Zoo education program fees	55,000.00	(45,500.00)	9,500.00	.00	.00	108.00	9,392.00	1	12,279.30
347.24	Zoo animal show/outreach fees	18,000.00	(15,000.00)	3,000.00	100.00	.00	800.00	2,200.00	27	5,286.00
347.26	Zoo special events fees	50,000.00	(50,000.00)	.00	180.00	.00	180.00	(180.00)	+++	43,958.38
347.27	Zoo animal feed station fees	135,000.00	(67,000.00)	68,000.00	6,716.00	.00	42,090.00	25,910.00	62	70,124.20
347.28	Zoo gift shop	305,000.00	(94,000.00)	211,000.00	23,835.20	.00	125,904.54	85,095.46	60	152,634.38
347.29	Zoo membership fees	145,000.00	(95,000.00)	50,000.00	7,088.51	.00	37,147.09	12,852.91	74	42,371.66
347.30	Zoo Research & Conservation fee	10,000.00	(10,000.00)	.00	.00	.00	100.00	(100.00)	+++	2,722.61
347.31	Zoo parking fees	125,000.00	(57,000.00)	68,000.00	7,468.00	.00	40,048.00	27,952.00	59	51,087.00
347.32	Zoo face painter fees	1,500.00	(1,500.00)	.00	.00	.00	.00	.00	+++	754.53
361.10	Investment earnings	15,000.00	(12,450.00)	2,550.00	34.40	.00	1,266.24	1,283.76	50	12,654.61
361.30	Collector's interest '90	900.00	(450.00)	450.00	.00	.00	164.75	285.25	37	551.55
362.59	Zoo concessions	30,000.00	(14,900.00)	15,100.00	(56.00)	.00	3,300.17	11,799.83	22	18,959.29
362.60	Zoo owned house rents	5,400.00	.00	5,400.00	900.00	.00	4,950.00	450.00	92	4,500.00
364.10	Contributions fr private sources	10,000.00	120,000.00	130,000.00	35,085.50	.00	125,496.54	4,503.46	97	26,773.27
369.93	Refunds/rebates for prior years	.00	.00	.00	.00	.00	450.88	(450.88)	+++	57.98
369.94	Miscellaneous - other revenue	50.00	.00	50.00	(39.74)	.00	1,956.31	(1,906.31)	3913	(1.02)
391.60	Transfer from FP general fund	.00	56,672.00	56,672.00	.00	.00	56,672.00	.00	100	.00
391.62	Transfer from hotel motel tax	295,000.00	(185,000.00)	110,000.00	13,858.19	.00	80,179.23	29,820.77	73	197,734.63
392.11	Sales of junk or salvage value	.00	.00	.00	.00	.00	150.00	(150.00)	+++	48.50
Sub Department **35 - Grants**										
331.10	Federal grants-general govt	.00	4,336.50	4,336.50	.00	.00	4,336.50	.00	100	.00
337.70	Local grants-culture&recreation	.00	8,517.69	8,517.69	.00	.00	5,000.00	3,517.69	59	.00
	Sub Department **35 - Grants** Totals	$0.00	$12,854.19	$12,854.19	$0.00	$0.00	$9,336.50	$3,517.69	73%	$0.00
	Department **32 - Forest Preserve** Totals	$3,347,500.00	($797,523.81)	$2,549,976.19	$141,974.56	$0.00	$1,236,784.24	$1,313,191.95	49%	$1,585,039.80
	REVENUE TOTALS	$3,347,500.00	($797,523.81)	$2,549,976.19	$141,974.56	$0.00	$1,236,784.24	$1,313,191.95	49%	$1,585,039.80
EXPENSE										
Department **32 - Forest Preserve**										
Sub Department **07 - FP Zoo Program & Special Events**										
411.00	Salaries and wages	56,625.00	(8,200.00)	48,425.00	2,838.06	.00	36,597.55	11,827.45	76	44,005.77

052

Forest Preserve District
Rock Island County, Illinois

Budget Performance Report

Fiscal Year to Date 04/30/21
Exclude Rollup Account

Account	Account Description	Adopted Budget	Budget Amendments	Amended Budget	Current Month Transactions	YTD Encumbrances	YTD Transactions	Budget - YTD Transactions	% Used/ Rec'd	Prior Year YTD
Fund	**131 - Niabi Zoo**									
EXPENSE										
Department	**32 - Forest Preserve**									
Sub Department	**07 - FP Zoo Program & Special Events**									
411.10	Seasonal Salaries & Wages	50,000.00	(35,000.00)	15,000.00	.00	.00	.00	15,000.00	0	27,428.17
412.10	Seasonal overtime	.00	.00	.00	.00	.00	.00	.00	+++	24.25
413.00	Employee Health Benefits	7,250.00	.00	7,250.00	567.30	.00	5,389.35	1,860.65	74	5,255.15
414.00	Uniform/Clothing	500.00	(400.00)	100.00	.00	.00	.00	100.00	0	308.50
521.00	Office Supplies	100.00	(100.00)	.00	.00	.00	31.00	(31.00)	+++	.00
522.00	Operating Supplies	4,050.00	(2,550.00)	1,500.00	276.00	.00	680.90	819.10	45	554.19
523.00	Repair/Maintenance Supplies	.00	.00	.00	.00	.00	.00	.00	+++	66.70
524.00	Small Tools & Equip under $1,000	250.00	.00	250.00	682.58	.00	682.58	(432.58)	273	1,187.11
526.00	Food Purchases	4,000.00	(3,500.00)	500.00	.00	.00	.00	500.00	0	1,369.52
529.00	Employee Recognition Supplies	.00	.00	.00	.00	.00	.00	.00	+++	128.28
630.00	Training & Education	2,500.00	(2,500.00)	.00	204.00	.00	204.00	(204.00)	+++	.00
631.00	Professional Services	750.00	(50.00)	700.00	45.00	.00	473.88	226.12	68	1,512.02
632.00	Communications	1,000.00	.00	1,000.00	126.96	.00	621.28	378.72	62	635.48
633.00	Travel	3,000.00	(3,000.00)	.00	.00	.00	.00	.00	+++	(557.40)
639.00	Rentals	260.00	(260.00)	.00	.00	.00	.00	.00	+++	100.00
642.00	Dues & memberships	195.00	(95.00)	100.00	.00	.00	200.00	(100.00)	200	160.00
Sub Department	**07 - FP Zoo Program & Special Events** Totals	$130,480.00	($55,655.00)	$74,825.00	$4,739.90	$0.00	$44,880.54	$29,944.46	60%	$82,177.74
Sub Department	**08 - FP Zoo Animal Care & Enrichment**									
411.00	Salaries and wages	543,037.17	21,717.83	564,755.00	45,252.44	.00	433,472.85	131,282.15	77	426,425.85
411.10	Seasonal Salaries & Wages	73,000.00	(11,000.00)	62,000.00	6,596.79	.00	41,686.24	20,313.76	67	79,548.93
412.00	Overtime	20,000.00	(10,000.00)	10,000.00	527.51	.00	3,332.99	6,667.01	33	7,869.47
412.10	Seasonal overtime	.00	.00	.00	33.28	.00	215.03	(215.03)	+++	1,095.88
413.00	Employee Health Benefits	164,300.00	(20,000.00)	144,300.00	9,940.40	.00	107,465.15	36,834.85	74	111,160.45
414.00	Uniform/Clothing	4,000.00	.00	4,000.00	.00	.00	3,363.17	636.83	84	3,726.71
521.00	Office Supplies	400.00	.00	400.00	.00	.00	.00	400.00	0	182.58
522.00	Operating Supplies	250,000.00	(39,000.00)	211,000.00	15,820.92	.00	154,706.89	56,293.11	73	227,133.38
523.00	Repair/Maintenance Supplies	13,000.00	.00	13,000.00	43.98	.00	4,913.80	8,086.20	38	17,383.29
524.00	Small Tools & Equip under $1,000	6,000.00	.00	6,000.00	2,311.04	.00	8,797.41	(2,797.41)	147	11,699.20
526.00	Food Purchases	500.00	(500.00)	.00	.00	.00	.00	.00	+++	18.71
527.00	Books & Periodicals	.00	.00	.00	.00	.00	.00	.00	+++	583.27
528.00	Zoo Animals	15,000.00	(13,000.00)	2,000.00	390.43	.00	540.43	1,459.57	27	4,989.94
630.00	Training & Education	6,000.00	(6,000.00)	.00	.00	.00	.00	.00	+++	4,340.00
631.00	Professional Services	157,500.00	(3,648.00)	153,852.00	.00	.00	99,273.80	54,578.20	65	123,868.46
632.00	Communications	2,200.00	.00	2,200.00	25.98	.00	1,361.60	838.40	62	1,208.57
633.00	Travel	3,000.00	(3,000.00)	.00	.00	.00	351.24	(351.24)	+++	10,104.57
635.00	Printing & Duplicating	.00	.00	.00	24.00	.00	24.00	(24.00)	+++	.00

Forest Preserve District
Rock Island County, Illinois

Budget Performance Report

Fiscal Year to Date 04/30/21
Exclude Rollup Account

Account	Account Description	Adopted Budget	Budget Amendments	Amended Budget	Current Month Transactions	YTD Encumbrances	YTD Transactions	Budget - YTD Transactions	% Used/ Rec'd	Prior Year YTD
Fund	**131 - Niabi Zoo**									
EXPENSE										
Department	**32 - Forest Preserve**									
Sub Department	**08 - FP Zoo Animal Care & Enrichment**									
638.00	Repairs & Maintenance	10,000.00	(7,700.00)	2,300.00	.00	.00	.00	2,300.00	0	5,869.51
639.00	Rentals	1,000.00	.00	1,000.00	.00	.00	347.34	652.66	35	1,744.92
642.00	Dues & memberships	600.00	.00	600.00	.00	.00	200.00	400.00	33	1,030.00
644.00	Outside Contractual	.00	.00	.00	349.59	.00	349.59	(349.59)	+++	.00
762.00	Buildings $2,000-$4999	.00	.00	.00	.00	.00	.00	.00	+++	5,450.00
763.00	Infrastructure $2,000-$14,999	.00	.00	.00	14,735.93	.00	14,735.93	(14,735.93)	+++	.00
764.00	Mach & Equipment $1,000-$4,999	.00	2,929.00	2,929.00	2,929.00	.00	2,929.00	.00	100	1,319.99
766.00	Building Remodeling over $5,000	.00	.00	.00	.00	.00	.00	.00	+++	26,310.47
767.00	Infrastructure over $15,000	.00	14,736.00	14,736.00	.00	.00	.00	14,736.00	0	.00
Sub Department	**08 - FP Zoo Animal Care & Enrichment** Totals	$1,269,537.17	($74,465.17)	$1,195,072.00	$98,981.29	$0.00	$878,066.46	$317,005.54	73%	$1,073,064.15
Sub Department	**10 - Administration**									
411.00	Salaries and wages	222,000.00	(28,500.00)	193,500.00	15,458.63	.00	151,241.86	42,258.14	78	172,706.54
411.10	Seasonal Salaries & Wages	201,750.00	(107,500.00)	94,250.00	8,117.37	.00	44,022.50	50,227.50	47	74,390.92
412.00	Overtime	1,100.00	.00	1,100.00	.00	.00	81.93	1,018.07	7	546.23
412.10	Seasonal overtime	.00	.00	.00	.00	.00	.00	.00	+++	30.55
413.00	Employee Health Benefits	54,400.00	.00	54,400.00	4,176.30	.00	40,039.50	14,360.50	74	39,082.50
414.00	Uniform/Clothing	1,000.00	.00	1,000.00	.00	.00	440.00	560.00	44	768.35
521.00	Office Supplies	1,200.00	.00	1,200.00	.00	.00	197.71	1,002.29	16	672.90
522.00	Operating Supplies	8,500.00	.00	8,500.00	329.29	.00	2,220.39	6,279.61	26	10,153.94
522.GS	Gift Shop merchandise supplies	109,100.00	(80,679.00)	28,421.00	17,927.63	.00	34,565.83	(6,144.83)	122	64,256.04
524.00	Small Tools & Equip under $1,000	9,925.00	(7,000.00)	2,925.00	.00	.00	1,314.44	1,610.56	45	19,352.56
526.00	Food Purchases	16,760.00	(16,760.00)	.00	.00	.00	(2,010.00)	2,010.00	+++	15,632.70
527.00	Books & Periodicals	3,550.00	(3,550.00)	.00	.00	.00	.00	.00	+++	.00
630.00	Training & Education	4,000.00	(4,000.00)	.00	.00	.00	1,360.00	(1,360.00)	+++	260.00
631.00	Professional Services	53,150.00	.00	53,150.00	2,175.22	.00	26,834.66	26,315.34	50	79,635.62
632.00	Communications	8,180.00	.00	8,180.00	77.94	.00	5,020.47	3,159.53	61	5,468.30
633.00	Travel	4,050.00	(4,050.00)	.00	.00	.00	.00	.00	+++	1,425.27
634.00	Publishing	700.00	.00	700.00	.00	.00	2,462.00	(1,762.00)	352	1,557.00
635.00	Printing & Duplicating	7,250.00	.00	7,250.00	.00	.00	4,248.07	3,001.93	59	11,218.09
638.00	Repairs & Maintenance	.00	.00	.00	.00	.00	.00	.00	+++	643.00
639.00	Rentals	5,000.00	(5,000.00)	.00	219.99	.00	879.96	(879.96)	+++	6,033.96
642.00	Dues & memberships	16,500.00	(10,000.00)	6,500.00	.00	.00	8,365.04	(1,865.04)	129	12,854.21
644.00	Outside Contractual	61,100.00	(47,000.00)	14,100.00	566.97	.00	6,450.92	7,649.08	46	20,985.26
764.00	Mach & Equipment $1,000-$4,999	.00	.00	.00	.00	.00	.00	.00	+++	14,394.84
871.00	Principal	275,000.00	.00	275,000.00	.00	.00	275,000.00	.00	100	265,000.00
872.00	Interest	78,900.00	.00	78,900.00	.00	.00	41,162.50	37,737.50	52	44,475.00

Forest Preserve District
Rock Island County, Illinois

Budget Performance Report

Fiscal Year to Date 04/30/21
Exclude Rollup Account

Account	Account Description	Adopted Budget	Budget Amendments	Amended Budget	Current Month Transactions	YTD Encumbrances	YTD Transactions	Budget - YTD Transactions	% Used/ Rec'd	Prior Year YTD
Fund	**131 - Niabi Zoo**									
EXPENSE										
Department	**32 - Forest Preserve**									
Sub Department	**10 - Administration**									
873.00	Credit Card Service Fee	23,500.00	.00	23,500.00	373.67	.00	12,253.94	11,246.06	52	13,196.51
991.12	Transfer to Other Agencies	208,655.00	(114,655.00)	94,000.00	.00	.00	19,914.97	74,085.03	21	141,406.90
	Sub Department **10 - Administration** Totals	$1,375,270.00	($428,694.00)	$946,576.00	$49,423.01	$0.00	$676,066.69	$270,509.31	71%	$1,016,147.19
Sub Department	**18 - Facilities/Maintenance**									
411.00	Salaries and wages	205,850.00	(8,200.00)	197,650.00	15,354.40	.00	155,818.42	41,831.58	79	141,628.39
411.10	Seasonal Salaries & Wages	55,000.00	(11,500.00)	43,500.00	2,437.99	.00	22,561.66	20,938.34	52	30,785.54
412.00	Overtime	1,000.00	.00	1,000.00	.00	.00	201.58	798.42	20	1,020.64
413.00	Employee Health Benefits	70,550.00	.00	70,550.00	6,079.20	.00	56,155.15	14,394.85	80	52,314.40
414.00	Uniform/Clothing	1,200.00	.00	1,200.00	.00	.00	991.00	209.00	83	1,657.92
522.00	Operating Supplies	42,575.00	(5,000.00)	37,575.00	989.09	.00	21,736.21	15,838.79	58	30,787.68
523.00	Repair/Maintenance Supplies	25,025.00	.00	25,025.00	2,721.42	.00	14,893.29	10,131.71	60	19,577.93
524.00	Small Tools & Equip under $1,000	5,100.00	.00	5,100.00	(149.98)	.00	53.14	5,046.86	1	2,646.97
631.00	Professional Services	20,000.00	(5,000.00)	15,000.00	870.00	.00	6,544.82	8,455.18	44	21,001.91
632.00	Communications	850.00	.00	850.00	71.50	.00	838.16	11.84	99	546.90
634.00	Publishing	.00	.00	.00	.00	.00	.00	.00	+++	675.00
637.00	Public Utility Services	115,900.00	(10,000.00)	105,900.00	7,427.99	.00	71,880.16	34,019.84	68	82,776.18
638.00	Repairs & Maintenance	30,000.00	.00	30,000.00	1,613.91	.00	19,444.91	10,555.09	65	37,287.63
639.00	Rentals	3,000.00	.00	3,000.00	1,341.13	.00	3,816.12	(816.12)	127	2,731.51
644.00	Outside Contractual	10,800.00	.00	10,800.00	1,264.50	.00	9,042.86	1,757.14	84	6,548.63
762.00	Buildings $2,000-$4999	.00	.00	.00	.00	.00	.00	.00	+++	4,000.19
764.00	Mach & Equipment $1,000-$4,999	.00	4,662.00	4,662.00	.00	.00	4,662.00	.00	100	3,843.00
	Sub Department **18 - Facilities/Maintenance** Totals	$586,850.00	($35,038.00)	$551,812.00	$40,021.15	$0.00	$388,639.48	$163,172.52	70%	$439,830.42
Sub Department	**35 - Grants**									
411.00	Salaries and wages	.00	1,000.00	1,000.00	1,000.00	.00	1,000.00	.00	100	.00
522.00	Operating Supplies	.00	2,033.58	2,033.58	.00	.00	2,033.58	.00	100	.00
524.00	Small Tools & Equip under $1,000	.00	7,277.70	7,277.70	510.00	.00	4,796.97	2,480.73	66	.00
631.00	Professional Services	.00	239.99	239.99	5.99	.00	239.99	.00	100	.00
	Sub Department **35 - Grants** Totals	$0.00	$10,551.27	$10,551.27	$1,515.99	$0.00	$8,070.54	$2,480.73	76%	$0.00
Sub Department	**RC - Zoo Research & Conservation**									
522.00	Operating Supplies	2,500.00	(2,500.00)	.00	.00	.00	.00	.00	+++	.00
526.00	Food Purchases	900.00	(900.00)	.00	.00	.00	.00	.00	+++	553.00
631.00	Professional Services	.00	.00	.00	.00	.00	.00	.00	+++	829.24
633.00	Travel	5,000.00	(5,000.00)	.00	.00	.00	.00	.00	+++	.00
639.00	Rentals	600.00	(600.00)	.00	.00	.00	.00	.00	+++	.00
644.00	Outside Contractual	.00	.00	.00	.00	.00	.00	.00	+++	109.10
991.12	Transfer to Other Agencies	10,000.00	(10,000.00)	.00	.00	.00	.00	.00	+++	18,453.94

Forest Preserve District
Rock Island County, Illinois

Budget Performance Report

Fiscal Year to Date 04/30/21
Exclude Rollup Account

Account	Account Description	Adopted Budget	Budget Amendments	Amended Budget	Current Month Transactions	YTD Encumbrances	YTD Transactions	Budget - YTD Transactions	% Used/ Rec'd	Prior Year YTD
Fund **131 - Niabi Zoo**										
EXPENSE										
Department **32 - Forest Preserve**										
Sub Department **RC - Zoo Research & Conservation** Totals		$19,000.00	($19,000.00)	$0.00	$0.00	$0.00	$0.00	$0.00	+++	$19,945.28
Department **32 - Forest Preserve** Totals		$3,381,137.17	($602,300.90)	$2,778,836.27	$194,681.34	$0.00	$1,995,723.71	$783,112.56	72%	$2,631,164.78
EXPENSE TOTALS		$3,381,137.17	($602,300.90)	$2,778,836.27	$194,681.34	$0.00	$1,995,723.71	$783,112.56	72%	$2,631,164.78
Fund **131 - Niabi Zoo** Totals										
REVENUE TOTALS		3,347,500.00	(797,523.81)	2,549,976.19	141,974.56	.00	1,236,784.24	1,313,191.95	49%	1,585,039.80
EXPENSE TOTALS		3,381,137.17	(602,300.90)	2,778,836.27	194,681.34	.00	1,995,723.71	783,112.56	72%	2,631,164.78
Fund **131 - Niabi Zoo** Totals		($33,637.17)	($195,222.91)	($228,860.08)	($52,706.78)	$0.00	($758,939.47)	$530,079.39		($1,046,124.98)
Fund **132 - Forest Preserve Retire**										
REVENUE										
Department **32 - Forest Preserve**										
311.10	Property taxes	305,000.00	(85,432.00)	219,568.00	.00	.00	117,193.81	102,374.19	53	118,397.74
311.12	Collectors auction account	150.00	.00	150.00	.00	.00	.00	150.00	0	233.23
361.10	Investment earnings	6,550.00	(6,000.00)	550.00	42.50	.00	466.06	83.94	85	3,265.41
361.30	Collector's interest '90	300.00	.00	300.00	.00	.00	47.61	252.39	16	163.74
391.65	Transfer from FP FISSA Fund	.00	125,000.00	125,000.00	.00	.00	125,000.00	.00	100	.00
Department **32 - Forest Preserve** Totals		$312,000.00	$33,568.00	$345,568.00	$42.50	$0.00	$242,707.48	$102,860.52	70%	$122,060.12
REVENUE TOTALS		$312,000.00	$33,568.00	$345,568.00	$42.50	$0.00	$242,707.48	$102,860.52	70%	$122,060.12
EXPENSE										
Department **32 - Forest Preserve**										
413.20	IMRF	317,444.47	174,555.53	492,000.00	14,514.49	.00	426,617.06	65,382.94	87	226,020.54
Department **32 - Forest Preserve** Totals		$317,444.47	$174,555.53	$492,000.00	$14,514.49	$0.00	$426,617.06	$65,382.94	87%	$226,020.54
EXPENSE TOTALS		$317,444.47	$174,555.53	$492,000.00	$14,514.49	$0.00	$426,617.06	$65,382.94	87%	$226,020.54
Fund **132 - Forest Preserve Retire** Totals										
REVENUE TOTALS		312,000.00	33,568.00	345,568.00	42.50	.00	242,707.48	102,860.52	70%	122,060.12
EXPENSE TOTALS		317,444.47	174,555.53	492,000.00	14,514.49	.00	426,617.06	65,382.94	87%	226,020.54
Fund **132 - Forest Preserve Retire** Totals		($5,444.47)	($140,987.53)	($146,432.00)	($14,471.99)	$0.00	($183,909.58)	$37,477.58		($103,960.42)
Fund **133 - Forest Preserve Liab Ins**										
REVENUE										
Department **32 - Forest Preserve**										
311.10	Property taxes	245,000.00	(40,000.00)	205,000.00	.00	.00	94,376.46	110,623.54	46	108,016.39
311.12	Collectors auction account	150.00	.00	150.00	.00	.00	.00	150.00	0	212.78
361.10	Investment earnings	4,000.00	(3,000.00)	1,000.00	86.97	.00	801.25	198.75	80	3,289.52
361.30	Collector's interest '90	130.00	.00	130.00	.00	.00	38.34	91.66	29	149.38
Department **32 - Forest Preserve** Totals		$249,280.00	($43,000.00)	$206,280.00	$86.97	$0.00	$95,216.05	$111,063.95	46%	$111,668.07
REVENUE TOTALS		$249,280.00	($43,000.00)	$206,280.00	$86.97	$0.00	$95,216.05	$111,063.95	46%	$111,668.07

Forest Preserve District
Rock Island County, Illinois

Budget Performance Report

Fiscal Year to Date 04/30/21
Exclude Rollup Account

Account	Account Description	Adopted Budget	Budget Amendments	Amended Budget	Current Month Transactions	YTD Encumbrances	YTD Transactions	Budget - YTD Transactions	% Used/ Rec'd	Prior Year YTD
Fund	**133 - Forest Preserve Liab Ins**									
EXPENSE										
Department	**32 - Forest Preserve**									
631.00	Professional Services	.00	.00	.00	.00	.00	2,448.50	(2,448.50)	+++	.00
636.00	Insurance	170,000.00	15,712.00	185,712.00	919.80	.00	177,117.44	8,594.56	95	175,365.94
991.12	Transfer to Other Agencies	.00	54,288.00	54,288.00	.00	.00	54,288.00	.00	100	.00
	Department **32 - Forest Preserve** Totals	$170,000.00	$70,000.00	$240,000.00	$919.80	$0.00	$233,853.94	$6,146.06	97%	$175,365.94
	EXPENSE TOTALS	$170,000.00	$70,000.00	$240,000.00	$919.80	$0.00	$233,853.94	$6,146.06	97%	$175,365.94
	Fund **133 - Forest Preserve Liab Ins** Totals									
	REVENUE TOTALS	249,280.00	(43,000.00)	206,280.00	86.97	.00	95,216.05	111,063.95	46%	111,668.07
	EXPENSE TOTALS	170,000.00	70,000.00	240,000.00	919.80	.00	233,853.94	6,146.06	97%	175,365.94
	Fund **133 - Forest Preserve Liab Ins** Totals	$79,280.00	($113,000.00)	($33,720.00)	($832.83)	$0.00	($138,637.89)	$104,917.89		($63,697.87)
Fund	**136 - Forest Preserve FISSA**									
REVENUE										
Department	**32 - Forest Preserve**									
311.10	Property taxes	189,125.00	.00	189,125.00	.00	.00	73,634.15	115,490.85	39	76,858.34
311.12	Collectors auction account	100.00	.00	100.00	.00	.00	.00	100.00	0	151.40
361.10	Investment earnings	5,000.00	(4,000.00)	1,000.00	36.94	.00	435.59	564.41	44	2,882.64
361.30	Collector's interest '90	175.00	.00	175.00	.00	.00	29.92	145.08	17	106.30
	Department **32 - Forest Preserve** Totals	$194,400.00	($4,000.00)	$190,400.00	$36.94	$0.00	$74,099.66	$116,300.34	39%	$79,998.68
	REVENUE TOTALS	$194,400.00	($4,000.00)	$190,400.00	$36.94	$0.00	$74,099.66	$116,300.34	39%	$79,998.68
EXPENSE										
Department	**32 - Forest Preserve**									
413.10	FICA/Medicare	196,973.25	(2,573.25)	194,400.00	11,960.69	.00	123,996.90	70,403.10	64	133,954.84
991.69	Transfer to FP IMRF	.00	125,000.00	125,000.00	.00	.00	125,000.00	.00	100	.00
	Department **32 - Forest Preserve** Totals	$196,973.25	$122,426.75	$319,400.00	$11,960.69	$0.00	$248,996.90	$70,403.10	78%	$133,954.84
	EXPENSE TOTALS	$196,973.25	$122,426.75	$319,400.00	$11,960.69	$0.00	$248,996.90	$70,403.10	78%	$133,954.84
	Fund **136 - Forest Preserve FISSA** Totals									
	REVENUE TOTALS	194,400.00	(4,000.00)	190,400.00	36.94	.00	74,099.66	116,300.34	39%	79,998.68
	EXPENSE TOTALS	196,973.25	122,426.75	319,400.00	11,960.69	.00	248,996.90	70,403.10	78%	133,954.84
	Fund **136 - Forest Preserve FISSA** Totals	($2,573.25)	($126,426.75)	($129,000.00)	($11,923.75)	$0.00	($174,897.24)	$45,897.24		($53,956.16)
Fund	**330 - F.P. Capt. Proj. Bike Pat**									
REVENUE										
Department	**32 - Forest Preserve**									
361.10	Investment earnings	.00	.00	.00	25.74	.00	243.09	(243.09)	+++	1,193.21
	Department **32 - Forest Preserve** Totals	$0.00	$0.00	$0.00	$25.74	$0.00	$243.09	($243.09)	+++	$1,193.21
	REVENUE TOTALS	$0.00	$0.00	$0.00	$25.74	$0.00	$243.09	($243.09)	+++	$1,193.21

057

Forest Preserve District
Rock Island County, Illinois

Budget Performance Report

Fiscal Year to Date 04/30/21
Exclude Rollup Account

Account	Account Description	Adopted Budget	Budget Amendments	Amended Budget	Current Month Transactions	YTD Encumbrances	YTD Transactions	Budget - YTD Transactions	% Used/ Rec'd	Prior Year YTD
Fund	**330 - F.P. Capt. Proj. Bike Pat**									
EXPENSE										
Department	**32 - Forest Preserve**									
523.00	Repair/Maintenance Supplies	.00	.00	.00	.00	.00	78.47	(78.47)	+++	.00
631.00	Professional Services	.00	.00	.00	.00	.00	.00	.00	+++	725.00
	Department **32 - Forest Preserve** Totals	$0.00	$0.00	$0.00	$0.00	$0.00	$78.47	($78.47)	+++	$725.00
	EXPENSE TOTALS	$0.00	$0.00	$0.00	$0.00	$0.00	$78.47	($78.47)	+++	$725.00
	Fund **330 - F.P. Capt. Proj. Bike Pat** Totals									
	REVENUE TOTALS	.00	.00	.00	25.74	.00	243.09	(243.09)	+++	1,193.21
	EXPENSE TOTALS	.00	.00	.00	.00	.00	78.47	(78.47)	+++	725.00
	Fund **330 - F.P. Capt. Proj. Bike Pat** Totals	$0.00	$0.00	$0.00	$25.74	$0.00	$164.62	($164.62)		$468.21
Fund	**331 - F.P. Golf Course Improve**									
REVENUE										
Department	**32 - Forest Preserve**									
347.03	Indian Bluff golf fees	.00	.00	.00	.00	.00	215.75	(215.75)	+++	4,885.25
361.10	Investment earnings	.00	.00	.00	26.07	.00	210.94	(210.94)	+++	979.19
369.94	Miscellaneous - other revenue	.00	.00	.00	.00	.00	.00	.00	+++	310.00
Sub Department	**89 - FP Golf Cart Fund**									
347.03	Indian Bluff golf fees	.00	.00	.00	.00	.00	18,241.75	(18,241.75)	+++	9,359.00
	Sub Department **89 - FP Golf Cart Fund** Totals	$0.00	$0.00	$0.00	$0.00	$0.00	$18,241.75	($18,241.75)	+++	$9,359.00
	Department **32 - Forest Preserve** Totals	$0.00	$0.00	$0.00	$26.07	$0.00	$18,668.44	($18,668.44)	+++	$15,533.44
	REVENUE TOTALS	$0.00	$0.00	$0.00	$26.07	$0.00	$18,668.44	($18,668.44)	+++	$15,533.44
	Fund **331 - F.P. Golf Course Improve** Totals									
	REVENUE TOTALS	.00	.00	.00	26.07	.00	18,668.44	(18,668.44)	+++	15,533.44
	EXPENSE TOTALS	.00	.00	.00	.00	.00	.00	.00	+++	.00
	Fund **331 - F.P. Golf Course Improve** Totals	$0.00	$0.00	$0.00	$26.07	$0.00	$18,668.44	($18,668.44)		$15,533.44
Fund	**335 - Develop Forests & Construct Impr**									
REVENUE										
Department	**32 - Forest Preserve**									
311.10	Property taxes	350,000.00	(182,533.00)	167,467.00	.00	.00	134,824.91	32,642.09	81	124,632.17
311.12	Collectors auction account	100.00	.00	100.00	.00	.00	.00	100.00	0	245.51
361.10	Investment earnings	150.00	.00	150.00	97.02	.00	1,162.25	(1,012.25)	775	6,031.18
361.30	Collector's interest '90	250.00	.00	250.00	.00	.00	54.78	195.22	22	172.36
	Department **32 - Forest Preserve** Totals	$350,500.00	($182,533.00)	$167,967.00	$97.02	$0.00	$136,041.94	$31,925.06	81%	$131,081.22
	REVENUE TOTALS	$350,500.00	($182,533.00)	$167,967.00	$97.02	$0.00	$136,041.94	$31,925.06	81%	$131,081.22
EXPENSE										
Department	**32 - Forest Preserve**									
763.00	Infrastructure $2,000-$14,999	.00	.00	.00	.00	.00	12,574.77	(12,574.77)	+++	4,592.98
765.00	Construction in Progress	.00	.00	.00	.00	.00	.00	.00	+++	945.00

058

Forest Preserve District
Rock Island County, Illinois

Budget Performance Report

Fiscal Year to Date 04/30/21
Exclude Rollup Account

Account	Account Description	Adopted Budget	Budget Amendments	Amended Budget	Current Month Transactions	YTD Encumbrances	YTD Transactions	Budget - YTD Transactions	% Used/ Rec'd	Prior Year YTD
Fund **335 - Develop-Forests & Construct Impr**										
EXPENSE										
Department **32 - Forest Preserve**										
767.00	Infrastructure over $15,000	350,500.00	.00	350,500.00	.00	.00	243,962.48	106,537.52	70	82,000.00
768.00	Mach & Equipment over $5,000	.00	.00	.00	.00	.00	.00	.00	+++	22,433.34
	Department **32 - Forest Preserve** Totals	$350,500.00	$0.00	$350,500.00	$0.00	$0.00	$256,537.25	$93,962.75	73%	$109,971.32
	EXPENSE TOTALS	$350,500.00	$0.00	$350,500.00	$0.00	$0.00	$256,537.25	$93,962.75	73%	$109,971.32
Fund **335 - Develop-Forests & Construct Impr** Totals										
	REVENUE TOTALS	350,500.00	(182,533.00)	167,967.00	97.02	.00	136,041.94	31,925.06	81%	131,081.22
	EXPENSE TOTALS	350,500.00	.00	350,500.00	.00	.00	256,537.25	93,962.75	73%	109,971.32
Fund **335 - Develop-Forests & Construct Impr** Totals		$0.00	($182,533.00)	($182,533.00)	$97.02	$0.00	($120,495.31)	($62,037.69)		$21,109.90
Fund **336 - Loud Thunder Spillway & Camping**										
REVENUE										
Department **32 - Forest Preserve**										
361.10	Investment earnings	.00	.00	.00	55.44	.00	929.48	(929.48)	+++	29,331.80
	Department **32 - Forest Preserve** Totals	$0.00	$0.00	$0.00	$55.44	$0.00	$929.48	($929.48)	+++	$29,331.80
	REVENUE TOTALS	$0.00	$0.00	$0.00	$55.44	$0.00	$929.48	($929.48)	+++	$29,331.80
EXPENSE										
Department **32 - Forest Preserve**										
522.00	Operating Supplies	.00	.00	.00	.00	.00	649.38	(649.38)	+++	.00
523.00	Repair/Maintenance Supplies	.00	.00	.00	.00	.00	1,646.86	(1,646.86)	+++	.00
524.00	Small Tools & Equip under $1,000	.00	.00	.00	.00	.00	3,910.94	(3,910.94)	+++	.00
631.00	Professional Services	.00	.00	.00	.00	.00	.00	.00	+++	475.00
763.00	Infrastructure $2,000-$14,999	.00	.00	.00	2,360.00	.00	2,360.00	(2,360.00)	+++	.00
765.00	Construction in Progress	.00	.00	.00	.00	.00	.00	.00	+++	1,248,963.09
767.00	Infrastructure over $15,000	.00	.00	.00	.00	.00	227,990.44	(227,990.44)	+++	97,618.13
872.00	Interest	.00	.00	.00	.00	.00	.00	.00	+++	77,301.25
	Department **32 - Forest Preserve** Totals	$0.00	$0.00	$0.00	$2,360.00	$0.00	$236,557.62	($236,557.62)	+++	$1,424,357.47
	EXPENSE TOTALS	$0.00	$0.00	$0.00	$2,360.00	$0.00	$236,557.62	($236,557.62)	+++	$1,424,357.47
Fund **336 - Loud Thunder Spillway & Camping** Totals										
	REVENUE TOTALS	.00	.00	.00	55.44	.00	929.48	(929.48)	+++	29,331.80
	EXPENSE TOTALS	.00	.00	.00	2,360.00	.00	236,557.62	(236,557.62)	+++	1,424,357.47
Fund **336 - Loud Thunder Spillway & Camping** Totals		$0.00	$0.00	$0.00	($2,304.56)	$0.00	($235,628.14)	$235,628.14		($1,395,025.67)
Fund **608 - Marvin Martin Fund**										
REVENUE										
Department **32 - Forest Preserve**										
361.10	Investment earnings	.00	.00	.00	24.08	.00	150.90	(150.90)	+++	124.84
364.20	Marvin Martin trust	.00	.00	.00	.00	.00	72,500.00	(72,500.00)	+++	72,400.00
	Department **32 - Forest Preserve** Totals	$0.00	$0.00	$0.00	$24.08	$0.00	$72,650.90	($72,650.90)	+++	$72,524.84

Forest Preserve District
Rock Island County, Illinois

Budget Performance Report

Fiscal Year to Date 04/30/21
Exclude Rollup Account

Account	Account Description	Adopted Budget	Budget Amendments	Amended Budget	Current Month Transactions	YTD Encumbrances	YTD Transactions	Budget - YTD Transactions	% Used/ Rec'd	Prior Year YTD
Fund	**608 - Marvin Martin Fund**									
	REVENUE TOTALS	$0.00	$0.00	$0.00	$24.08	$0.00	$72,650.90	($72,650.90)	+++	$72,524.84
EXPENSE										
Department	**32 - Forest Preserve**									
523.00	Repair/Maintenance Supplies	.00	.00	.00	.00	.00	468.59	(468.59)	+++	.00
763.00	Infrastructure $2,000-$14,999	.00	.00	.00	.00	.00	11,226.87	(11,226.87)	+++	8,658.00
765.00	Construction in Progress	.00	.00	.00	.00	.00	.00	.00	+++	30,957.70
766.00	Building Remodeling over $5,000	.00	.00	.00	.00	.00	3,588.22	(3,588.22)	+++	.00
767.00	Infrastructure over $15,000	.00	.00	.00	.00	.00	.00	.00	+++	969.99
	Department **32 - Forest Preserve** Totals	$0.00	$0.00	$0.00	$0.00	$0.00	$15,283.68	($15,283.68)	+++	$40,585.69
	EXPENSE TOTALS	$0.00	$0.00	$0.00	$0.00	$0.00	$15,283.68	($15,283.68)	+++	$40,585.69
	Fund **608 - Marvin Martin Fund** Totals									
	REVENUE TOTALS	.00	.00	.00	24.08	.00	72,650.90	(72,650.90)	+++	72,524.84
	EXPENSE TOTALS	.00	.00	.00	.00	.00	15,283.68	(15,283.68)	+++	40,585.69
	Fund **608 - Marvin Martin Fund** Totals	$0.00	$0.00	$0.00	$24.08	$0.00	$57,367.22	($57,367.22)		$31,939.15
	Grand Totals									
	REVENUE TOTALS	7,040,610.00	(990,619.04)	6,049,990.96	273,551.55	.00	3,356,070.82	2,693,920.14	55%	3,568,630.48
	EXPENSE TOTALS	7,002,984.89	(232,507.02)	6,770,477.87	391,352.11	.00	5,302,925.29	1,467,552.58	78%	6,740,846.15
	Grand Totals	$37,625.11	($758,112.02)	($720,486.91)	($117,800.56)	$0.00	($1,946,854.47)	$1,226,367.56		($3,172,215.67)

090

Rock Island County

May 6th, 2021

TO THE MEMBERS OF THE COUNTY BOARD:

Accompanying this letter is the Treasurers' monthly report of Financial Status as of April 30th, 2021 and Interest received on **Forest Preserve Funds** invested for the month of April, 2021, as the tenth month of the fiscal year, compared with the prior year follows:

Current year interest for April, 2021	$ 694.00
Prior year interest for April, 2020	$ 3,642.00
Current year accrual ending April 30th, 2021	$ 9,407.00
Prior year accrual ending April 30th, 2020	$ 78,974.00

Monthly interest for April is averaging around .35% interest rate on investments.

NOTE: The Forest Preserve General and Niabi Zoo account balances are not final for the month of April. Although 90% of the receipts are in; there have been some software issues that we are still working on to balance the month out.

Niabi Zoo has the Tax Anticipation loan for $500,000 that was activated on April 1st, to hold them over with cash until we start getting more revenue in, new year tax distributions start next month.

Please contact me if you have any questions.

Very truly yours,

Louisa Ewert

Louisa Ewert
County Treasurer

LE/mc

LOUISA EWERT, COUNTY TREASURER
SUE ALBERTS, CHIEF DEPUTY
ROCK ISLAND COUNTY, ILLINOIS
PO Box 3277, Rock Island IL 61204-3277
Phone (309) 558-3510 * Fax (309) 558-3511
www.rockislandcounty.org

RIC Forest Preserve District

FOREST PRESERVE FUND BALANCES

Cross Fund Report

From Date: 4/1/2021 - To Date: 4/30/2021

Summary Listing, Report By Fund - Account

Fund	Description	Paying Fund	Paying Fund Description	Beginning Balance	Ending Balance
130	Forest Preserve	130	Forest Preserve	$968,567.69	$909,139.14
131	Niabi Zoo	131	Niabi Zoo	$37,336.30	$518,046.75
132	Forest Preserve Retire	132	Forest Preserve Retire	$149,026.78	$134,554.79
133	Forest Preserve Liab Ins	133	Forest Preserve Liab Ins	$310,461.53	$255,835.00
136	Forest Preserve FISSA	136	Forest Preserve FISSA	$129,950.34	$118,026.59
330	F.P. Capt. Proj. Bike Pat	330	F.P. Capt. Proj. Bike Pat	$95,556.97	$95,582.71
331	F.P. Golf Course Improve	331	F.P. Golf Course Improve	$96,305.00	$96,331.07
335	Develop-Forests & Construct Impr	335	Develop-Forests & Construct Impr	$360,087.83	$360,184.85
336	Loud Thunder Spillway & Camping	336	Loud Thunder Spillway & Camping	$205,466.25	$205,521.69
608	Marvin Martin Fund	608	Marvin Martin Fund	$120,827.04	$120,851.12
Grand Total: 10 Funds				$2,473,585.73	$2,814,073.71

RIC Forest Preserve District

Cross Fund Report

From Date: 4/1/2021 - To Date: 4/30/2021

Summary Listing, Report By Fund - Account

FOREST PRESERVE

INTEREST EARNED IN APRIL, 2021

Fund	Description	Paying Fund	Paying Fund Description	Total Credits
130	Forest Preserve	130	Forest Preserve	$265.12
131	Niabi Zoo	131	Niabi Zoo	$34.40
132	Forest Preserve Retire	132	Forest Preserve Retire	$42.50
133	Forest Preserve Liab Ins	133	Forest Preserve Liab Ins	$86.97
136	Forest Preserve FISSA	136	Forest Preserve FISSA	$36.94
330	F.P. Capt. Proj. Bike Pat	330	F.P. Capt. Proj. Bike Pat	$25.74
331	F.P. Golf Course Improve	331	F.P. Golf Course Improve	$26.07
335	Develop-Forests & Construct Impr	335	Develop-Forests & Construct Impr	$97.02
336	Loud Thunder Spillway & Camping	336	Loud Thunder Spillway & Camping	$55.44
608	Marvin Martin Fund	608	Marvin Martin Fund	$24.08

Grand Total: 10 Funds

F.P. INTEREST EARNED IN APRIL, 2021 = $694.28

*****F.P. YEAR-TO-DATE INTEREST***** = $9,407.20

063

4/30/2021

Rock Island County
Forest Preserve Funds
Trial Balance Checks

Should Be 17%

Fund #	Fund Name	Unencumbered Balance	Approved Changes	AJ'S	Add Prior Month PO's	Subtract Current Outstanding PO's	CR	TD	Claims	Payroll	Unencumbered Balance	% Left to Spend of Orginial Budget	Claims out of Revenue or Balance Sheet lines
130	General	867,380.73	-	-	-	-	39.65	1,087.29	72,810.47	93,057.68	700,464.94	27.08%	250.00
131	Zoo	976,787.91	1,005.99	-	-	-	-	373.67	77,987.90	116,319.77	783,112.56	23.39%	1,223.33
132	FP Retire	79,897.41	-	-	-	-	0.02	-	-	14,514.49	65,382.94	20.96%	-
133	FP Liab	7,065.86	-	-	-	-	-	-	919.80	-	6,146.06	3.62%	-
136	FP FISSA	82,363.79	-	-	-	-	527.25	-		12,487.94	70,403.10	36.22%	-

4/30/2020

Rock Island County
Forest Preserve Funds
Trial Balance Checks

Should Be 17%

Fund #	Fund Name	Unencumbered Balance	Approved Changes	AJ'S	Add Prior Month PO's	Subtract Current Outstanding PO's	CR	TD	Claims	Payroll	Unencumbered Balance	% Left to Spend of Orginial Budget	Claims out of Revenue or Balance Sheet lines
130	General	1,053,044.22	-	-	-	-	1,296.95	9,802.00	42,384.81	87,916.78	914,237.58	37.34%	
131	Zoo	932,523.56	-	-	(5,000.00)	(5,000.00)	-	6,804.12	61,976.89	107,179.33	756,563.22	22.37%	1,109.00
132	FP Retire	98,294.56	-	-	-	-	0.06	-	-	22,400.16	75,894.46	25.14%	
133	FP Liab	34,827.36	-	-	-	-	14,889.70	-	83.00	-	49,634.06	27.57%	
136	FP FISSA	73,182.99	-	-	-	-	-	-	-	11,351.83	61,831.16	31.58%	

4/30/2021

Rock Island County
Forest Preserve Funds
Fund Balances

Fund #	Fund Name	Fund Balance as of 6/30/20	7/1/20 Revenue to Date	7/1/20 Expenses to Date	Current Fund Balance	Budgeted Revenues NOT Yet Received	Budgeted Expenses NOT Yet Made	Unappropriated Fund Balance	5 Month Reserve
130	General	1,186,404.29	1,478,729.54	1,889,276.66	775,857.17	1,111,070.23	700,464.94	1,186,462.46	1,137,001.46
131	Zoo	424,427.88	1,236,784.24	1,995,723.71	(334,511.59)	1,313,191.95	783,112.56	195,567.80	1,273,385.65
132	FP Retire	318,464.37	242,707.48	426,617.06	134,554.79	102,860.52	65,382.94	172,032.37	117,722.05
133	FP Liab	393,553.09	95,216.05	233,853.94	254,915.20	111,063.95	6,146.06	359,833.09	93,089.25
136	FP FISSA	292,923.83	74,099.66	248,996.90	118,026.59	116,300.34	70,403.10	163,923.83	68,132.35
330	Bike Path	95,418.09	243.09	78.47	95,582.71	-	-	95,582.71	348.75
331	Golf Corse Imp	77,662.63	18,668.44	-	96,331.07	-	-	96,331.07	-
335	Dev. Forests&Const	730,680.16	136,041.94	256,537.25	610,184.85	31,925.06	93,962.75	548,147.16	46,021.70
336	LT Spillway&Camp	438,789.83	929.48	236,557.62	203,161.69	-	-	203,161.69	871,101.84
608	Marvin Martin Fund	63,483.90	72,650.90	15,283.68	120,851.12	-	-	120,851.12	17,309.05

4/30/2020

Rock Island County
Forest Preserve Funds
Fund Balances

Fund #	Fund Name	Fund Balance as of 6/30/19	7/1/19 Revenue to Date	7/1/19 Expenses to Date	Current Fund Balance	Budgeted Revenues NOT Yet Received	Budgeted Expenses NOT Yet Made	Unappropriated Fund Balance	5 Month Reserve
130	General	1,388,388.70	1,419,207.14	1,998,422.42	809,173.42	1,436,372.86	914,237.58	1,331,308.70	929,025.70
131	Zoo	1,128,396.55	1,580,184.06	2,631,164.78	77,415.83	1,802,543.94	756,563.22	1,123,396.55	1,519,776.35
132	FP Retire	291,917.02	122,060.12	226,020.54	187,956.60	179,854.88	75,894.46	291,917.02	136,073.31
133	FP Liab	304,599.92	111,668.07	175,365.94	240,902.05	164,611.93	49,634.06	355,879.92	69,906.66
136	FP FISSA	258,869.33	79,998.68	133,954.84	204,913.17	115,787.32	61,831.16	258,869.33	69,953.78
330	Bike Path	94,990.02	1,193.21	725.00	95,458.23	-	-	95,458.23	-
331	Golf Corse Imp	56,471.14	15,533.44	-	72,004.58	-	-	72,004.58	70,004.67
335	Dev. Forests&Const	494,731.64	131,081.22	109,971.32	515,841.54	184,388.78	510,959.68	189,270.64	142,401.00
336	LT Spillway&Camp	2,499,225.34	29,331.80	1,729,457.47	799,099.67	-	-	799,099.67	722,868.35
608	Marvin Martin Fund	32,450.93	72,524.84	40,585.69	64,390.08	-	-	64,390.08	50,498.16

4/30/2021

Rock Island County
Forest Preserve Funds
Cash Balances

Fund #	Fund Name	Cash	Investments	Long-Term Investments	Claims	Cash Balance
130	General	22,139.14	887,000.00	-	72,810.47	836,328.67
131	Zoo	56,046.75	462,000.00	-	79,211.23	438,835.52
132	FP Retire	554.79	134,000.00	-	-	134,554.79
133	FP Liab	835.00	255,000.00	-	919.80	254,915.20
136	FP FISSA	26.59	118,000.00	-	-	118,026.59
330	Bike Path	582.71	95,000.00	-	-	95,582.71
331	Golf Corse Imp	331.07	96,000.00	-	-	96,331.07
335	Dev.-Forest&Const.	184.85	360,000.00	-	-	360,184.85
336	LT Spillway&Camp	521.69	205,000.00	-	2,360.00	203,161.69
608	Marvin Martin Fund	851.12	120,000.00	-	-	120,851.12

4/30/2020

Rock Island County
Forest Preserve Funds
Cash Balances

Fund #	Fund Name	Cash	Investments	Long-Term Investments	Claims	Cash Balance
130	General	4,759.76	845,000.00	-	42,384.81	807,374.95
131	Zoo	1,664.45	120,000.00	-	63,085.89	58,578.56
132	FP Retire	956.56	187,000.00	-	-	187,956.56
133	FP Liab	985.05	290,000.00	-	83.00	290,902.05
136	FP FISSA	913.17	204,000.00	-	-	204,913.17
330	Bike Path	458.23	95,000.00	-	-	95,458.23
331	Golf Corse Imp	4.58	72,000.00	-	-	72,004.58
335	Dev.-Forest&Const.	277.35	535,000.00	-	19,435.81	515,841.54
336	LT Spillway&Camp	199.67	1,104,000.00	-	-	1,104,199.67
608	Marvin Martin Fund	390.08	64,000.00	-	-	64,390.08

Indian Bluff Clubhouse Report – May 2021

April Sales Numbers:	2021	2020	2019
Total 2020 season passes sold:	105	61	109
2019 season passes sold in April:	46	10	50
Rounds played:	1933	0	1623
Golf Revenue's:	$39,140.96	$778.00	$27,853.60
Concession's:	$7993.17	$207.03	$7607.65
Season pass revenue:	$29,817.00	$6180.00	$33,990.00
ProShop:	$2323.40	0.00	$2099.81
Improvement Fund:	$2352.00	$40.75	$1816.25
Total Revenue for April:	$79,199.22	$7165.093	$71,551.06
Avg Spent/Player	$25.58	NA	$23.14

April was another pretty good month for Indian Bluff Golf Course. This extends the run of good months that we have had this entire fiscal year. The weather was typical April weather with days in the upper 70s at times and other days were temps did not get out of the 30s. We even saw snowflakes at times thru the month. League play was able to start the last week of the month. So far Indian Bluff has gotten all the leagues back from 2019, and has even added one league on Tuesday evenings. We are still waiting on one league that usually starts mid May to see if they will actually be returning. They do plan to return, interest in the league is a bit if a question.

The overall numbers for month of April were very good. The golf course was closed in April 2020 due to coronavirus stay at home order, so the number comparisons are looking at April 2019. April 2019 numbers were slightly better than those numbers of April 2018. Overall rounds were up over 20% from previous Aprils. Golf Revenue shows an increase well over 20%, while concession and proshop revenues showed increases as well. Season pass sales are down just a couple passes from this time in 2019, but overall the numbers are very similar. Pass sales numbers look a little low, as many players held on their pass rebates from 2020 to use towards a season pass purchase this season. For those who do not recall, we issued rebates in 2020 in the form of gift certificates to players that purchased season passes before the state mandated shutdown.

Outings for the 2021 season will begin in June. It remains to be seen how the outing schedule shapes up for this season. We have had several June outings cancel due to lack of interest, sponsorship, or other reasons.

Several of the outings still plan to play. This will give us a good chance to see how the outings fair against regular play with the recent surge in golf. Many weekends last season we outperformed golf outing revenue with revenue from regular play.

Looking ahead to the month of May, it appears that business if off to a strong start. We have seen major play increases the last few weeks on Wednesdays, Fridays, and Sundays. Saturdays and Thursdays are starting to pick up, all be it a little slower. The first weekend of the month saw temperatures well into the 80s, currently it looks like about 10 days of below normal temperatures. Governor Pritzker is indicating a move to the Bridge Phase soon for Illinois, that will have minimal effect on operations at the golf course. Thankfully most of the restrictions we are currently dealing with are related to the clubhouse, and outside of that we are operating pretty much normal. Moving to the Bridge Phase will allow us a slightly higher capacity of seating in the clubhouse. Overall we are looking forward to better days (weather and restrictions) ahead!

Report to Forest Preserve Committee

Name of Park ___Indian Bluff
For the Month of _April

Forest Preserve District
Rock Island County, Illinois

The month of April was quite pleasant weather wise and allowed us to complete several necessary spring time tasks.

Grounds/Building Maintenance performed

- Put face paneling on snack shack
- Continual mowing of the entire facility
- Sprayed greens, fairways, and approaches for seedhead suppression
- Sliced all fairways and approaches
- Raked and edged bunkers
- Rolled and mowed greens as necessary
- Cleaned and organized our storage facilities
- Continual cleanup of tree debris as necessary
- Daily course setup and preparation

Equipment repairs and/or project performed

- Routine service as necessary

Course/General facility conditions- The park and golf course are in great shape entering the 2021 season

Incidents- None

Accidents reports- None

Weather conditions- Ideal

Park/Capital Improvement Projects- Stump grinding and cleanup will continue

Other misc. notes Upcoming Items— Looking forward to having a great 2021 season

This report was prepared by: Jay Verstraete **Date: 5/6/21**

Camping Report April 2021

Illiniwek Forest Preserve

	Apr-21	Apr-20	Apr-19
Units Rented	742	0	657

	YTD 2021	YTD 2020	YTD 2019
Fees	$10,557	$0	$11,863

Loud Thunder Forest Preserve

	Apr-21	Apr-20	Apr-19
Unites Rented	570	0	176

	YTD 2021	YTD 2020	YTD 2019
Fees	$8,279	$0	$6,240

Campground Opened April 9, 2021
Campground Closed in April 2020 due to COVID-19
Campground Opended March 28th for Illiniwek & April 5th for Loud Thunder in 2019
Loud Thunder 2019 Fees include deffered income.

Report to Forest Preserve Committee

Name of Park Illiniwek

For the Month of April 2021

Forest Preserve District
Rock Island County, Illinois

Grounds Maintenance —Staff has been mowing weekly at Illiniwek and Dorrance. Trees were ordered to replace the ones removed over the winter and staff started planting those trees in the campground. Some weed eating has been done in the campground. The new 2 acre prairie on the south side of route 84 was sprayed to control weed growth. Staff will be planting this prairie in the next week or so. Two prairie plots were burned on the south side of route 84. After cool season grasses (non-native grasses) started growing after the p-burn staff sprayed the cool season grasses using a boom sprayer. This effort is to help with prairie plant establishment and maturity. Black Hawk building trades poured two dumpster pads in the campground to eliminate rutting from garbage truck and muddy conditions around dumpsters. Staff finished graded the area around the new dumpster pads, removed excess soil, and seeded the areas with turf grass. Staff cleaned the leaves out of the Dorrance dugouts, did some small fence repairs, and removed leaves along the outfield fencing. A 2 acre p-burn was conducted at Dorrance as well to help eliminate honeysuckle. Staff sprayed patches of thistle in the ball diamond prairie. These were large 40' diameter patches. Staff dug out the culvert under the main campground road at the creek crossing. Debris plugged the culvert causing silt to build up plugging the culvert. This in turn caused the road to flood which deposited more debris and silt on the road.

Building Maintenance Projects Performed— Staff and volunteers clean the restroom and shower buildings daily. The air compressor on the main campground well at Illiniwek stopped working. Without this air compressor the well does not function because required amount of pressure does not build up in the pressure tank. Staff fixed the problem by by-passing the old air compressor and using a portable one. From time to time staff will need to use the portable air compressor to put pressure in the pressure tank to prevent the tank from becoming water logged which prevents the system from working properly. Shower head was replaced in south shower building. Faucets needed cleaned and screens replaced in south shower building due to hard water build-up and debris from water lines clogging faucet screens. Illiniwek is seeking bids to replace floor drains in the north shower building. The cast iron drains have rusted away and are in dire need of being replaced. Once the floor drains are replaced Smith Painting will come in and paint the north shower building with an anti-microbial paint to help with building cleanliness. Staff covered the graffiti on the stall door created from a blow torch last fall with a stainless steel sheet secured to door with screws. The steel looks like a kick plate and blends in so it looks nice. Staff has been replacing 30 and 50 amp breakers on the electric/water sites. A gutter company gave Illiniwek a bid to replace gutters on the maintenance building and install ice dams. This past winter the ice build-up on the roof eventually ripped the gutters off.

Equipment repairs and/or projects performed— Mowers and other equipment are in great shape.

Trails/Course/General facility conditions— The trails at Illiniwek and Dorrance were open most of the month due to dry conditions. FORC has been helping remove trees from the trail system that fell in the high winds from 2 weeks ago.

Vandalism report- No vandalism

Incidents— No incidents

Accidents reports— No accidents.

Weather conditions— Pretty average.

Activities/Events/Outings held at park— No activities in March.

Items to be bid by Purchasing— No items to be bid.

Upcoming Activities – Illiniwek will be hosting a garlic mustard pull on Saturday May 15th. Please RSVP through facebook to attend. Trail counter will be installed on the trail systems at Illiniwek, Dorrance, and the GRT in early June to monitor trail use.

Misc. A Illiniwek park ranger visited Riverdale elementary for earth week to talk to 2nd graders about wild animals found in Rock Island county and wild animal safety. They love talking about skunks. Did you hear the story about the skunk recently? Never mind it stinks!

LL&W sponsored a honeysuckle removal event. 12 people attended and removed about 1 acre of honeysuckle. Staff has been replacing site number stickers on the electric/water sites. The old stickers have faded and become unreadable. Illiniwek hosted a Bi-CAN meeting to discuss the Bio Blitz coming up in June at Illiniwek.

The drainage tile installed on D-2 at Dorrance last fall is working excellent. Following the 3" rain event in early April there was no standing water on D-2.

Staff conducted spring woodland wildflower surveys at Dorrance and Illiniwek. 22 new plant species were added to the Dorrance list and 19 plants added to the Illiniwek list.

This report was prepared by: *Mike Petersen* **Date** *5-4-2021*

Report to Forest Preserve Committee

Name of Park __Loud Thunder __

For the Month of _April 2021__

Forest Preserve District
Rock Island County, Illinois

Grounds Maintenance performed--_Picked up trash on grounds, mowed, string trimmed, ground 18 stumps on grounds, removed stumps and leveled ground on two sites at horse corral campground, tilled the horse corral, replaced broken board on horse corral fence, removed T-posts in horse corral, replaced burn rings at Riverview and White Oak as needed, assembled new kayak dock for the boat rental, and filled in some holes on grounds.

Building Maintenance projects performed--_Staff cleaned shower buildings shelters and pit toilets several times weekly. Replaced a broken commode in white oak shower building, and a urinal at the Deer Haven shelter. Replaced light bulbs as needed in shower buildings.

Equipment repairs and/or project performed--_Preformed pre and post operation checks daily on equipment to be used. Replaced a broken rim on zero turn mower and sharpened blades on all mowers. Performed an oil and filter change on ford f150, and installed new windshield wipers on f150.

Trails/Course/General facility conditions--_The park as a whole is looking great. Early in the month we received several inches of rain during one event which destroyed a major creek crossing back by the boyscout camp, and after that, things dried out nicely so trails have been open for the majority of the month. We have been seeing a lot of people out on the preserve in the month of April. As the weather continues to warm up more and more people are coming out to hunt for mushrooms, hike the trails, fish, and just enjoy the outdoors. We have seen higher camping numbers than we typically do this time of year.

Vandalism report--_During the month of April vandalism has slowed down quite a bit. The Sherriff's Department has been cruising the preserve more frequently and I have staff patrolling grounds every evening so that seems to be a worthwhile deterrent.

Incidents--_I do not have any incidents to report for the month of April 2021.

Accidents reports--_I have no accidents to report for the month of April 2021.

Weather conditions--_Early in the month we received several inches of rain and then things have been pretty dry and temperatures have been warmer than normal so folks are out enjoying the outdoors.

Activities/Events/Outings held at park--_I and the River Action Committee organized a honeysuckle removal event where we had close to thirty volunteers show up to cut and drag honeysuckle. We cleared an area just south of Deer Haven campground and had a good time. We hosted a small church gathering at Lone Cedar shelter this month and we are looking forward to hosting the Pearl City Buckskinners Rendezvous later in the month of May.

This month I sent in all of my startup water samples and passed all of them! I will be keeping my fingers crossed that I keep getting back good water samples at the river well. If the status changes I will inform the commission moving forward.

Early in the month we had a large rain event where the preserve received over three inches of rain in a twenty-four-hour period. The rain carried branches and leaves to one of my major creek crossings where it plugged the covert. The water was able to generate enough force to destroy the crossing making it a very dangerous for all trail user.

In the past several years I have had staff repair this creek crossing every spring when the snow melts and during the summer when we get large rain events. I would like to use some of the funds in the Marvin Martin Trust to purchase a bridge that will safely support hikers, bikers, horses, and maintenance equipment. We currently have the funds in this account and preserve users would greatly benefit from me making this crossing safe for all.

The bridge would cost $14,500 and it is rated up to 9,000 lbs. live load. The bridge is all aluminum construction with railings and a wood deck. Staff have already installed three of these bridges in recent years so I feel the installation will be a fairly quick process. We have received very positive feedback from our trail users in regard to the existing bridges so I would expect the same with this new one.

Two of the existing shelters one in Deer Haven and the other in the horse corral area have significantly been affected by the upgrades that were performed to these areas. The toilets in both buildings previously had plenty of pressure to flush solids, and now they are hardly flushing liquid. I have talked to our engineer and plumbers and continue to try to resolve this issue. I will keep the committee informed moving forward.

Ben Mills Superintendent **5/6/21**

Forest preserve committee report for April 2021

5/5/2021

Prepared by Lee Jackson

Collections

- Received 3 Uromastyx , 1 Red Headed agama, and 1 Paradise tree snake for the reptile house.
- Horticultural and animal department volunteers worked a total of 192.25 hours in April.

Facilities and exhibits

- Changed out fill valve in Ed Center restroom.
- Installed new sink in janitor closet at admin building.
- Dug out wallow for the Rhino.
- Removed all plastic winterizing materials from outdoor exhibits at Biodiversity.
- Fabricated new gate latches on gates at Bactrian Camels.
- Reinforced gates at Bactrian Camels.
- Redistributed park benches and garbage/recycle cans around the zoo.
- Spread limestone into petting zoo exhibits.
- Distributed picnic tables around the zoo.
- Repaired black ornamental fence around the front pond.
- Trimmed trees around Colobus netting.
- Hung enrichment in the Rhino barn.
- Hung ladder racks in the cathouse.
- Installed shelving in rhino barn storage container.
- Repaired gutters and installed gutter guards at Giant Tortoise building.
- Repaired lights in Rhino barn.
- Hung hose reels at the Rhino barn.
- Trimmed trees at train tunnel and Domestic animal area.
- Installed signage around Koi pond.
- Repaired gift shop windows.
- Replaced boards on train tunnel.
- Repaired lights at the Gibbons.
- Repaired water in Rhino.
- Installed safety mirror in cat house.
- Took down tree that had fallen on train tunnel.
- Replaced light bulbs in Ed Center office area.
- Zoo logo banner placed on rhino hay storage container.
- Shade structure instillation completed in rhino yard.

Education

- Prepared Birthday Party SOP, scheduled 3 birthdays

Staff

- 3 seasonal staff started.

Webinars

- 4/21/21 - Ready to change? Using the Trans theoretical Model of Behavior Change in Program Evaluations (education staff)
- 4/15/21 – Zoological park pricing strategies (Director and Guest Service Manager)

Graphics

- Secured Educational Panel sponsorship
- Submitted Rhino Graphics to Edwards Creative for production
- Prepared and submitted Pro-Clean Car Wash Rhino Graphics

Virtual Zoo

- 4/22/21 – Zoo Careers – Rock Island High School – 24 participants
- 4/26/21 – Sauk Valley Community College Science Club, 100 participants, Biodiversity = $100

Education Programs

Program	Number	Guests	Income
Virtual Zoo	2	124	$100
[redacted]	[redacted]	[redacted]	[redacted]

Conservation

- Snow Leopard Trust – 4/27 - Photo ID Study overview

Development

- Secured free Zoo Welcome sign through Sign Gypsies for opening weekend
- Prepared and submitted Pro-Clean Car Wash MOU for fundraiser
- Developed membership campaign for 2021.
  - Exceeded Rhino Campaign fundraising goal of $100,000 by an additional $7,991
  - Received $15,000 Educational Panel sponsorship

Donations

Designation	Number	Income
T-shirts for Rhinos	228	$3,583
Adopt	0	0
General	10	$705
Grants	0	0
Rhino Campaign	6	$15,790
Peer to Peer – Rhino	1	20
[redacted]	[redacted]	[redacted]

Rhino Campaign total as of 4/30/21 = $107,991

Administrative

- Painted social distancing footprints and koi pond directional signs
- Changed Zoo Phone Message script for open season
- Media – 4/8 Paula Sands Live, 4/9 Quad Cities Live with Morgan Ottier.

FRONT/BACK GIFT SHOP:

- 2021 APRIL/$25,345
- We will not be opening back gift shop for 2021.

FRONT/BACK CONCESSIONS:

- Open with limited menu

NZ MEMBERSHIP/ FUNBUNDLE MEMBERSHIP/ZOOSEUM SEASONAL PASS:

- 2021 APRIL /$14,605
- 2021 MAR FUNBUNDLE DEPOSIT/$3,465 put through 4/26/2021
- We are currently working with MindFire on a membership campaign.

ADOPTS:

- 2021 APRIL /$0

CAROUSEL:

- Carousel is up and running

GIFT CARDS/EGIFT CARDS:

- 2021 APRIL/$1,995

SCOOTERBUG:

- 2021 APRIL/$198

PEPSI:

- 2 vending machines

ATTENDANCE:

- 2021 APRIL/7,576

Conservation, Education, & Development Report – April, 2021

Education

- Prepared Birthday Party SOP, scheduled 3 birthdays

Staff

- 3 seasonals started (Ali, Cole, Maddie), 2 others interviewed and declined

Webinars

- 4/21/21 - Ready to change? Using the Transtheoretical Model of Behavior Change in Program Evaluations

Graphics

- Secured Educational Panel sponsorship
- Submitted Rhino Graphics to Edwards Creative for production
- Prepared and submitted Pro-Clean Car Wash Rhino Graphics

Virtual Zoo

- 4/22/21 – Zoo Careers – Rock Island High School – 24 participants
- 4/26/21 – Sauk Valley Community College Science Club, 100 participants, Biodiversity = $100

Education Programs

Program	Number	Guests	Income
Virtual Zoo	2	124	$100
[redacted]	[redacted]	[redacted]	[redacted]

Conservation

- BiCAN – 4/8 Meeting, 4/30 – Forest Bathing at Wapsi River Center
- QCEC – 4/8 Meeting, 4/20 Virtual Trivia review – cancelled 4/22 event
- Living Lands & Waters – 4/1 meeting to see tree farm
- Snow Leopard Trust – 4/27 - Photo ID Study overview

Development

- Secured free Zoo Welcome sign through Sign Gypsies for opening weekend
- Prepared and submitted Pro-Clean Car Wash MOU for fundraiser
    - Exceeded Rhino Campaign fundraising goal of $100,000 by an additional $7,991
    - Received $15,000 Educational Panel sponsorship
    - Foundation
        - Submitted 1 request for funds for reimbursement of Educational Panels for Rhinos
        - 4/19 Attended board meeting
            - Presented Rhino Graphics
            - Board members finally signed member agreement, attendance policy, conflict of interest, and confidentiality agreements.

Donations

Designation	Number	Income
T-shirts for Rhinos	228	$3,583
Adopt	0	0
General	10	$705
Grants	0	0
Rhino Campaign	6	$15,790
Peer to Peer – Rhino	1	20
[redacted]	[redacted]	[redacted]

Rhino Campaign total as of 4/30/21 = $107,991

Administrative

- Management Meeting 4/14
- Submitted Seasonal Education Staff Budget for FY 23
- Painted social distancing footprints and koi pond directional signs
- Changed Zoo Phone Message script for open season
- Media – 4/8 Paula Sands Live, 4/9 Quad Cities Live with Morgan Ottier

Jeff Craver

From: Scott Hesselberg
Sent: Monday, May 3, 2021 11:16 AM
To: Lee Jackson
Cc: Jeff Craver
Subject: Monthly report

2021 April Maintenance Report:

- Changed out fill valve in Ed Center restroom.
- Installed new sink in closet.
- Dug out wallow for the Rhino.
- Took all plastic off of outdoor exhibits at Biodiversity.
- Fabricated new gate latches on gates at Bactrian Camels.
- Reenforced gates at Bactrian Camels.
- Redistributed park benches and garbage/recycle cans around the zoo.
- Spread limestone into petting zoo exhibits.
- Distributed picnic tables around the zoo.
- Repaired black ornamental fence around the front pond.
- Trimmed trees around Colobus netting.
- Hung enrichment in the Rhino barn for 2 days.
- Hung ladder racks in the cathouse.
- Installed shelving in Hoofstock storage container.
- Repaired gutters and installed gutter guards at Giant Tortoise building.
- Repaired lights in Rhino barn.
- Hung hose reels at the Rhino barn.
- Hung parking lot flags.
- Trimmed trees at train tunnel and Domestic animal area.
- Installed signage around Koi pond.
- Repaired gift shop windows.
- Replaced boards on train tunnel.
- Repaired lights at the Gibbons.
- Repaired water in Rhino.
- Installed safety mirror in cat house.
- Took down tree that had fallen on train tunnel.
- Installed access gate at the Rhino viewing area for zoo keepers.
- Replaced light bulbs in Ed Center office area.

Scott Hesselberg
Maintenance Superintendant
NIABI ZOO
Conserve | Educate | Preserve

(309) 428-3209
13010 Niabi Zoo Road, Coal Valley, IL 61240

We did it! Learn how Niabi guests generated thousands of dollars for worldwide conservation at Quarters for Conservation.

Forest Preserve District

Rock Island County

Forest Preserve District
Rock Island County, Illinois

Our mission: is to maintain and acquire lands with the intent to restore and conserve such lands for the purpose of preservation, education, and recreation for its residents with fiscal responsibility.

Members of the Rock Island County Forest Preserve District Executive Committee, please accept this report to the Committee for the month of May 2021.

Notes or follow-up from the prior Forest Preserve Executive Committee Meeting

Issues or Items noted on the agenda for the month of May

District Claims

The monthly claims & Treasurer's Disbursements for the month enclosed are typical for this time of year as the need for operational supplies begin to slightly increase. There is one claim flagged for sales tax and one claim flagged for no receipt on a credit for a discount this month. The staff member responsible is attempting to rectify the issues.

Several Transfers of Appropriations were needed in the General Fund and Zoo Fund as staff have redirected funds for various repairs and operational needs since the initial adopted appropriations. Repairs and maintenance have been high due to water line issues and equipment repairs throughout the District.

Resolution

Another resolution pertaining to the grant funds received from the Moline Community Foundation via the Zoo Foundation is available for your review and consideration. This month the funds being appropriated mainly pertain to the reimbursement of salary for a zoo staff member to conduct educational programs remotely.

Other Business

Consider amending Forest Preserve Executive meeting dates, times and locations for the remainder of the 2021 calendar year.

Facility Usage throughout the District

Facility usage was much better this year as last year the campgrounds, golf and zoo were grounded due to the onset of the COVID-19 pandemic in the month of April. While the golf course officially opened last month, it did lose several days to unseasonable cold weather along with several days of significant precipitation and the campgrounds delayed their opening to April 9 rather than attempting to open April 2nd. The opening of the campgrounds coincided with the weekend the zoo opened for the season. Throughout April 10th & 11th the area received between 2.5 and 4 inches of rain but after that attendance picked up at the zoo with a week of free day admission and

had a fair amount of attendance all things considered. The campgrounds have seen a steady influx of campers especially on the weekends. Trail usage within the parks was slowed due to the significant rain event and fishing has been slow as water temperatures are still relatively cold. Traffic on the MRT/GRT has slowly increased. The docks for the Mississippi River launch at Loud Thunder are in the process of being repaired to hopefully extend their life until complete replacements and renovations can occur. There hasn't been much of a mushroom season due to the mildly cool days and the vegetation seems to be about a week to 10 days ahead of schedule making them a little harder to find. Other than the extraordinary wet weekend you can see that the golf course had an excellent month considering its only April. While the zoo is not expected to see its normal volume of attendance in May due to the lack of school field trips, hopefully the anticipated arrival and exhibition of the rhino supplement that loss through paid admission later in the month.

With seasonal operations in full swing, staff are busy with providing seasonal services and maintenance of such. Staff have also been working on FY 23 budget preparations, reviewing operational schedule, equipment and maintenance needs. Staff will begin inputting appropriation requests in June.

Staff received notice that the Recreation Trail Grant applied for last year is now under review by the Federal Highway Administration.

The USACE is scheduled to conduct a site visit as part of the permitting review for the Loud Thunder boat ramp project. Should the District receive the appropriate permits, staff intends on applying for a Boat Area Access & Development grant later this summer. The Loud Thunder Mississippi River Boat Dock Improvement project has already acquired permitting with the IL DNR and grant administrators have acknowledged the District project components as eligible.

The IL DNR announced applications and requirements for the State Museums Grant in which staff will be working with Bi-State on an application for funding for the construction of a new prairie dog exhibit. Luckily the match for this grant varies and can be less than 50% depending on the total scope of the project.

Staff continue to work out some procedures with the VSI software and hardware when they occur. There still are some technical glitches with interface parameters and mobile compatibility issues staff are working on. Also, staff have encountered several double charge events to customers. Due to the unreliable response time from VSI at this time, staff approached the credit card processor for assistance to see if the issue is more wide

spread and to determine if it is solely a VSI issue or not. Staff have been working on cleaning up the VSI database by merging duplicate households.

Staff is working on opening the last of the newly constructed campsites at Loud Thunder, establishing a decent bed of grass at these sites has been difficult due to the soil temperature and conditions. After a significant amount of manhours it was determined all of the spigots had to be re-tapped due to mineral deposits causing them to drip. Valley Construction assisted staff once a tap was received by the manufacturer. Golf course staff have been working on finishing the replacements of tee signs and any others that include the prior facility logo.

Zoo & Community Advisory Board

The next meeting of the Community Advisory Board is May 17th at 5:30 PM at Niabi Zoo.

Union

No grievances were filed by the union for the month of April.

Items of note for the Current Month

- Participation continues with the Forest Preserve and Conservation District Task Force, which is now calling itself the Forest Preserve and Conservation Committee Illinois Park & Recreation Association. The original task force group is now the steering committee working in various subgroups on professional development opportunities for those associated with conservation positions.
- Hosted the IACD Conference Committee meeting for the 2022 IACD conference. The District is the lead planning agency for the 2022 conference.
- Again, no Parks Day at the Capitol this year, however IAPD has been busy with legislative updates and webinars. Attended free webinar pertaining to labor trends and issues in 2021.
- The Illinois Association of Conservation & Forest Preserve District quarterly meeting typically held in conjunction with the Parks Day at the Capitol is schedule for May 12th.
- Filed April sales tax for the General Fund and Niabi Zoo Fund.
- Working on a revision to background check policy and procedures due to the passage of SB 1480 requiring specific instructions pertaining to background checks.
- A memo was sent instructing staff to inform vendors and contractors of Prevailing Wage requirements before services as required by statute.
- Continue to reviewing best practice policies and procedures as recommended by the Illinois Distinguished Agency Accreditation program.
- FY 23 budget planning and preparations.

- Working a photo shoot of the parks and golf course. Photos will be used on the website and other promotional endeavors for the District.
- John Fellman, IMEG. conducted the required annual inspection of the Spillway and Dam at Lake George and a report will be available upon completion.
- Investigating grants for two properties in East Moline.
- Attempting to address concerns from Illinois Saddle Club with the designated horse camping area. Kathy Bizzari has reached out to express some safety concerns.
- Enclosed is the quarterly statement of the Loud Thunder Endowment.
- Enclosed is the 2021 NRPA Agency Performance Review. While it is not necessarily an apple to apple comparison due to the specific purpose of the District, there are many solid reference points to draw from.
- Memorial Day Holiday is May 31st, which kicks off the official start of summer. The Loud Thunder Boat Rental will open on the 28th and run until Labor Day.
- Hopefully the weather will continue to warm and stay relatively dry!

Respectfully submitted this 5th day of May, 2021
By
Jeffrey D. Craver

ILLINOIS DEPARTMENT OF NATURAL RESOURCES

Illinois Department of Natural Resources

One Natural Resources Way Springfield, Illinois 62702-1271
www.dnr.illinois.gov

JB Pritzker, Governor
Colleen Callahan, Director

April 22, 2021

Directory Jeffrey D. Craver
Rock Island County FPD
19406 Loud Thunder Road
Rock Island, IL 61259-9612

Re: Open Space Lands Acquisition & Development
Project # OS 19-2045
Project: Loud Thunder Forest Preserve

Dear Jeffrey D. Craver:

The Department has received your final billing request for the above referenced project and I am pleased to advise that final grant reimbursement in the amount of $200,000.00 has been approved. Accordingly, a voucher for that amount has been processed and a warrant from the State Comptroller's office should be forwarded to you within the next 90-120 days.

On behalf of the Department of Natural Resources, I would like to congratulate the Rock Island County Forest Preserve District on the successful completion of this project. Your commitment in helping to improve quality public outdoor recreation opportunities in Illinois is greatly appreciated.

In accordance with terms of the OSLAD grants-in-aid program, please keep in mind the following items:

- Actual project expenditure records should be maintained for a three (3) year period and are subject to audit by representatives of the Illinois Department of Natural Resources and/or the Auditor General's office.
- The land acquired and/or developed under the above referenced project must be maintained for public outdoor park and recreation purposes as so specified in the signed Project Agreement. No major deviations from the approved site development plan on file with the Department may be made without prior written approval from this agency.
- Acknowledgment of OSLAD assistance must be permanently posted at the project site, preferably on the park entrance sign. It is my understanding Department Grant staff provided your agency with the necessary sign for posting.

Once again, congratulations on the completion of this project.

Sincerely,

Colleen Callahan
Director

CC/jw

ILLINOIS
DEPARTMENT OF NATURAL RESOURCES

Illinois Department of **Natural Resources**

One Natural Resources Way Springfield, Illinois 62702-1271
www.dnr.illinois.gov

JB Pritzker, Governor
Colleen Callahan, Director

April 14, 2021

Jeff Craver
District Director
Rock Island County Forest Preserve District
19406 Loud Thunder Road
Illinois City, IL 61259

Re: Project # RTP 21-171
Grand Illinois Trail and Support Facility
Recommended Grant Award: $200,000.00

Dear Mr. Craver,

I am pleased to inform you that the above referenced project has been recommended to the Federal Highway Administration (FHWA) for their approval at the dollar amount indicated as part of the federally funded Recreational Trails Program (RTP).

Drew Jenkins, Grant Administrator with the Department's Office of Grant Management and Assistance, will be contacting you once further action has been taken by the Federal Highway Administration.

Do not proceed with your project as this is not an award announcement. Any expenses incurred prior to an executed Grant Agreement with IDNR will not be reimbursed. This is only an informational letter to let you know IDNR has recommended your project for further review and approval by FHWA and that we may need further information from you as a potential grantee.

Sincerely,

Gary K. Eicken
Chief, Office of Grant Management and Assistance

GKE:af

QUAD CITIES
Community Foundation
Generosity lives here.

- FUND STATEMENT -

Loud Thunder Forest Preserve Endowment

Period - January 01, 2021 through March 31, 2021

	Period
Beginning Fund Balance / Equity	**1,589,369.55**
Additions -	
Dividend Income - (other)	6,949.56
Realized Gain (other)	27,016.19
Unrealized Gain (other)	26,062.00
Total Additions	**60,027.75**
Subtractions -	
Foundation Administrative Fees	4,219.83
Grants Expense	72,500.00
Investment / Mgmt Fees (other)	3,070.67
Misc. Investment Expense	7.70
Total Subtractions	**79,798.20**
Ending Fund Balance / Equity	**1,569,599.10**
Endowed Balance Available to Spend / Grant	0.00
Liabilities - n/a	n/a
Fund Investment Strategy	Signature Investment Program - American Bank & Trust

QUAD CITIES
Community Foundation
Generosity lives here.

- FUND STATEMENT -

Gift Receipts – period

n/a	n/a
Total Gifts – period	**0.00**

Grant / Scholarship Commitments / Payments - period

Loud Thunder Forest Preserve	72,500.00
Total Grants – period	**72,500.00**

2021

NRPA AGENCY PERFORMANCE REVIEW

Rock Island County Forest Preserve District

NRPA National Recreation and Park Association

Because everyone deserves a great park

Introduction

Using Data to Drive Optimal Decision Making

You have many questions about how to best lead your parks and recreation agency. The questions may be about budget size, optimal staffing or revenues generated from agency activities. Perhaps you are looking towards the future and seeking opportunities where your agency can better serve its community while also outperforming its peers elsewhere in the U.S.

In your hands is one resource that can assist you with answering these many questions. The customized Parks and Recreation Agency Performance Report shows you how your community's parks and recreation services compare to those of its peers throughout the U.S. The data in this report comes from what your agency and other agencies entered in *NRPA's Park Metrics* website and compares specific measures of parks and recreation efficiency and effectiveness against thousands of other parks and recreation agencies across the country. Use this report to make informed decisions about your parks and recreation agency. Capitalize on your strengths and address your weaknesses – and increase the positive impact of your parks and recreation offerings on those in the community you serve.

Of course, data itself does not provide complete answers to your many questions. But combined with the collective knowledge of yourself, your team, your external partners and other resources, the insights contained within this report are an important step to lead your agency into the future.

About this Report

Earlier this year, your agency submitted operational information into the National Recreation and Park Association's (NRPA) *Park Metrics* website by completing your Agency Performance Survey. Thanks to the participation of park and recreation agencies throughout the U.S., NRPA is providing the field with key data on the management and operation of park and recreation agencies. The *Agency Performance Review* is a customized look at your agency in comparison to all agencies that responded to the survey and a subset of agencies that serve a similar population density (the online NRPA Park Metrics system allows you to create much more detailed data aggregations to ***compare your agency to agencies that meet specific criteria of your choice).*** The results contained in this report offer broad "yardsticks" on your agency's management and operations, allowing you to gauge your agency's strengths, weaknesses and improvement opportunities.

The aggregated data contained in this report was derived from 2018 – 2020 data in the *NRPA Park Metrics* database as of February 2021. As the NRPA Park Metrics system is available 24/7/365, the data can and will change throughout the year. *NRPA Park Metrics* allows you to run reports on-demand, based on real-time data, so the reports you create will always be based on the most current data available. To run additional reports, simply login to your account and go to the "Reports" tab to use *Agency Performance Reports* or *Agency Performance Dashboards* to drill-down into the full data set to compare your agency alongside agencies that meet your search criteria in areas such as Jurisdiction Population, Budget Size, State, Population Density, etc.

For a broader view of park and recreation agency benchmark and performance data, check out the *2021 NRPA Agency Performance Review* and its accompanying interactive tools. This report is the most comprehensive resource of data and insights for park and recreation agencies in the United States. The report and interactive tools present *NRPA Park Metrics* data from 2018 through 2020 with 24 figures that highlight critical park and recreation metrics on park facilities, programming, responsibilities of park & recreation agencies, staffing, budget and agency funding. Explore the 2021 NRPA Agency Performance Review.

Using this Report

The *Agency Performance Report* is designed to assist you in evaluating your own agency's results relative to other *Agency Performance Survey* participants. The information in this report is designed to be a tool for helping you to better evaluate your agency and its offerings. Spotting significant differences between your own figures and the composites can be the first step toward identifying improvement opportunities. Please keep in mind:

1. A deviation between your figures and figures in the report is not necessarily good or bad. It merely indicates additional analysis may be required. As a rule, the larger the difference, the greater the need for further investigation.
2. In situations where large deviations do exist, it may be helpful to go back and calculate the same measure over the past several years to identify any trends that may exist.
3. The information in this report should be used as a tool for informed decision making rather than absolute standards. Since agencies differ as to their location, size, and other factors, any two agencies can be successful yet have very different experiences with regard to certain measures.

If you have any questions or comments about this report, please contact Greg Manns of Industry Insights at gmanns@industryinsights.com or 614-389-2100 x108.

Interpreting the Numbers

Most of the results included in this study are reported on the basis of medians rather than arithmetical averages or means. Unlike the mean, the median is not distorted by a few unusually high or low values that may exist in the sample due to special circumstances. The "median" value represents the mid-point of the data for a particular measure, with one-half of the respondents reporting figures above it and one-half below. Each median was computed independently based on the agencies that reported for that item. As a result, mathematical relationships do not always exist when different ratios are used together in the calculation.

Figures reported were not used unless they were in accordance with the survey instructions and definitions. In cases where the number of respondents was considered inadequate for the computation of a meaningful figure, "ISD" appears in the tables.

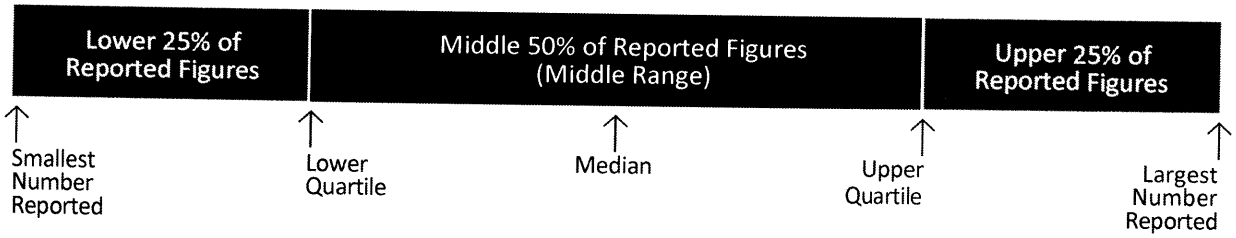

If you see "no data" in the table of data under a graph, you haven't answered the required Agency Performance Survey questions to generate this comparison.

Definitions

Median (or 50th percentile):
The center value of the total distribution of the data that was reported (e.g., it is the value at which 50% of the responses are above and 50% are below). This measure is less likely than an average to be distorted by a few outlying responses.

Lower Quartile (or 25th Percentile):
The observation point below which 25% of the responses lie (e.g., 25% of the respondents reported a figure less than this amount and 75% a figure higher than this amount).

Upper Quartile (or 75th Percentile):
The observation point below which 75% of the responses lie (e.g., 75% of the respondents reported a figure less than this amount and 25% a figure higher than this amount).

Executive Summary

Park Operating Expenditures per Acre of Parkland

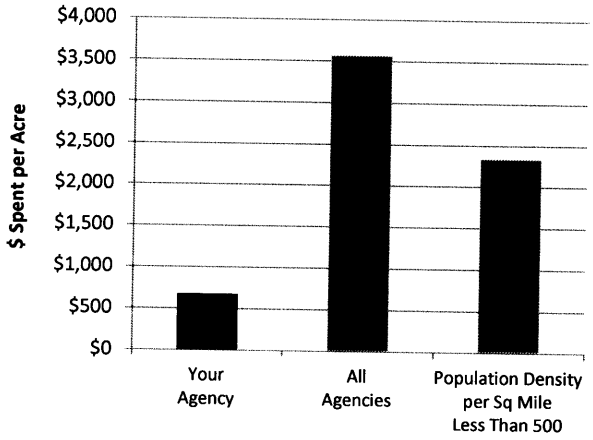

	Your Agency	All Agencies	Population Density per Sq Mile Less Than 500
Lower Quartile		$1,816	$762
Median	**$674**	**$3,568**	**$2,330**
Upper Quartile		$7,051	$4,348

Operating Expenditures Per Capita

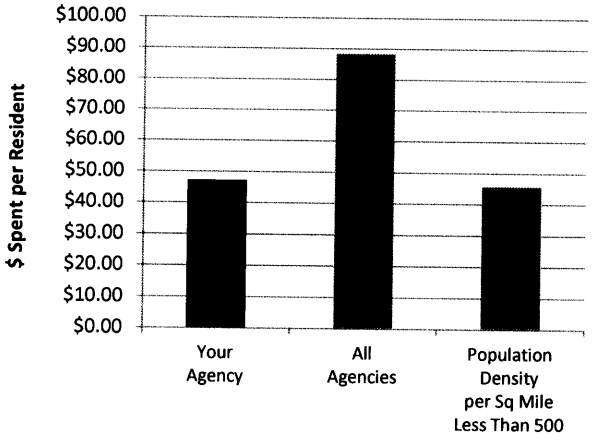

	Your Agency	All Agencies	Population Density per Sq Mile Less Than 500
Lower Quartile		$48.84	$17.00
Median	**$47.15**	**$88.30**	**$45.44**
Upper Quartile		$159.07	$108.89

Two metrics that can be used to gauge whether a community is adequately funded to manage, operate, and maintain its parks and recreation areas are "park related operating expenditures per acre of parkland managed" and "operating expenditures per capita." The first metric, operating expenditures per acre, is calculated by dividing total park related operating expenditures by total parkland acres managed by the agency. The second metric, operating expenditures per capita, is calculated by dividing total operating expenditures by the population of the jurisdiction served by the agency.

Operating expenditures include all of the costs to provide parks and recreation services to the community, including personnel salaries, benefits, utilities, equipment, and materials. Operating expenditures may also include debt service if it is paid out of the annual operating budget, as well as any expenditures incurred as part of a special or enterprise fund (such as a golf course) managed by the public agency.

It is important to note that operating costs can vary widely between communities due to differences in parks and recreation facility standards, types of equipment, repair and replacement schedules, types and topography of parkland, degree of maintenance required, levels of use, and other variables. Operating costs and efficiencies can also vary with the number of acres managed and/or the size of the population served. For example a community that manages extensive conservation lands will have a lower ratio of expenditures/acre than a community that primarily manages developed parkland.

Communities that benchmark operating expenditures should conduct follow-up research to analyze and document the specific reasons for differences in operating expenditures. For example it may be helpful to find a similar agency in Park Metrics (formerly PRORAGIS), then visit and photograph the facilities at benchmarked communities, and meet with agency staff to document key differences in facility quality or levels of maintenance. It may also be helpful to determine if a community is serving a larger population than its own residents. Elected officials, managers, and residents may be more supportive of increased operation budgets if they clearly understand the reasons for variations in funding between communities, and/or the implications of different funding levels.

Are you adequately funded?

Acres of Parkland per 1,000 Population

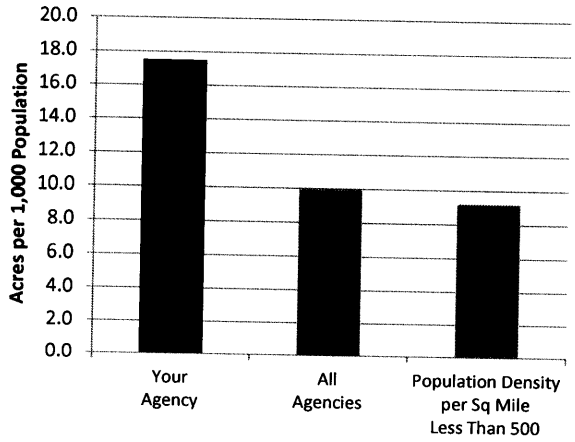

	Your Agency	All Agencies	Population Density per Sq Mile Less Than 500
Lower Quartile		5.2	3.4
Median	**17.5**	**9.9**	**9.2**
Upper Quartile		17.6	18.3

Do you have enough parkland?

The "acres of parkland per 1,000 population" metric is the most common technique for determining whether a community has "enough" parkland. It is also known as a community's "acreage level of service (LOS)." There is no standard acreage LOS in the United States, and LOS can vary widely due to a community's history, culture, demographics, density, development patterns, and other factors. For example the acreage LOS of communities within the Park Metrics (formerly PRORAGIS) database ranges from less than 2 acres per 1,000 citizens to over 100 acres per 1,000 citizens.

An often-asked question is "what should be counted in an acreage LOS?" Unfortunately there is no standard answer. Some communities include public golf courses and beaches, while others include publicly accessible lakes and wetlands. Some cities and counties also include public parkland owned by other agencies, such as state parks and national forests. Some communities also count private recreation areas, owned and managed by homeowners associations, because these areas help meet residents' local recreation needs. Since the primary purpose of acreage LOS is to determine a community's need for parkland, it is recommended that communities only count developable, publicly accessible parkland within their jurisdiction.

Open space lands that are undevelopable, such as privately owned open spaces, private golf courses, or private beaches; or open space lands that are permanently protected such as wetlands, water bodies, or protected conservation lands, cannot be used in calculations to determine how much open space is needed for future community needs for facilities such as parks, playgrounds, athletic fields, or community recreation centers. Privately owned parkland is not open to the public, and could be sold or redeveloped. Public parkland owned by another jurisdiction (such as state or county-owned land within a municipality) should be counted only for the population served by that jurisdiction.

Acreage LOS should be used in conjunction with other needs assessment techniques to gauge a community's need for additional parkland. For example a community may conclude that it is not necessary to acquire additional parkland after comparing its acreage LOS to other communities. However other needs assessment techniques such as surveys, focus group meetings, and population projections may indicate that residents' needs are not being met, and additional parkland may be required.

Revenue per Capita

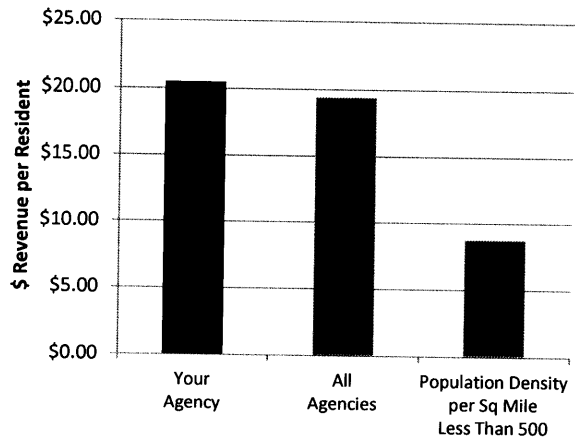

	Your Agency	All Agencies	Population Density per Sq Mile Less Than 500
Lower Quartile		$5.84	$1.59
Median	**$20.44**	**$19.38**	**$8.72**
Upper Quartile		$49.74	$30.88

Revenue as a % of Operating Expenditures (Cost Recovery)

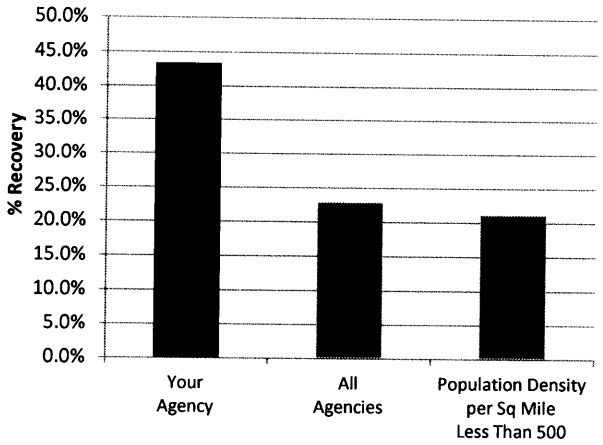

	Your Agency	All Agencies	Population Density per Sq Mile Less Than 500
Lower Quartile		10.1%	7.8%
Median	**43.4%**	**22.9%**	**21.1%**
Upper Quartile		40.5%	43.1%

Revenues (also known as "annual direct revenues") include all of the monies generated directly from parks and recreation classes, programs, memberships, concessions, permits, rentals, and other non-tax sources. Revenues do not include funding from taxes, grants, foundations, bonds, assessments, or other indirect sources.

Two metrics that can be used to track revenues, and/or compare revenue generation to other agencies, are "revenue per capita" and "revenue as a percentage of total operating expenditures." The first metric, revenue per capita, is calculated by dividing the total revenues generated by the agency by the population of the jurisdiction served by the agency. The second metric, revenue as a percentage of total operating expenditures (also known as "cost recovery"), is calculated by dividing the total revenues generated by the agency by the total operating expenditures of the agency.

In addition to using these metrics for revenue tracking and benchmarking, they can also be used to establish cost recovery policies and goals. There are no industry standards for cost recovery; for example, some communities have established different cost recovery policies for senior, adult, and youth programs, while others have established overall cost recovery goals as a percentage of operating expenses. NRPA Park Metrics (formerly PRORAGIS) can help agencies to determine reasonable and realistic cost recovery goals based on data from other agencies.

How much are you making?

Agency Effectiveness Ratios

	Your Agency	All Agencies	Population Density per Sq Mile Less Than 500
1. Operating expenditures per capita	$47.15	$88.30	$45.44
2. Revenue per capita	$20.44	$19.38	$8.72
3. Total revenue to total operating expenditures	43.4%	22.9%	21.1%
4. Total tax expenditures per capita	$26.71	$63.75	$31.24
5. Park operating expenditures per acre of parkland	$674	$3,568	$2,330
6. Operating expenditures per acre of parkland	$2,697	$8,839	$4,795
7. Operating expenditures per acres of parks and non-park sites	$2,697	$7,556	$3,939
8. Operating expenditures per FTE	$117,611	$99,016	$92,846
9. FTE's per 10,000 population	4.0	8.2	4.9
10. Acres of parks per 1,000 residents	17.5	9.9	9.2
11. Number of residents per park	23,647	2,277	3,926
12. Number of acres per park	413.3	21.3	34.5
13. Number of participants per program	20	50	70
14. Ratio of fee programs to all programs	100.0	83.3	80.0
15. Ratio of building attendance to park attendance	280.0	42.4	38.7

Agency Operations: Operating Budget

	Your Agency	All Agencies	Population Density per Sq Mile Less Than 500
1. Agency's total annual operating expenditures			
Number of Responses		*922*	*160*
Lower Quartile		$1,863,016	$615,000
Median	$6,689,710	$4,898,633	$1,518,011
Upper Quartile		$13,839,293	$5,150,827
2. Percentage of agency's total operating expenditures for the following categories:			
Number of Responses		*872*	*157*
Parks	25.0%	44.4%	46.0%
Recreation	25.0%	42.4%	42.0%
Other	50.0%	13.2%	12.0%
3. Percentage of agency's total operating expenditures for the following categories:			
Number of Responses		*884*	*154*
Personnel services		54.5%	52.5%
Operating expenses		37.6%	38.5%
Capital expense not in CIP		5.2%	5.3%
Other		2.7%	3.7%
4. Percentage of agency's total operating expenditures from the following sources:			
Number of Responses		*868*	*154*
General Fund Tax Support	20.0%	60.5%	60.9%
Dedicated Levies	32.0%	8.2%	8.0%
Earned/Generated Revenue	42.0%	23.1%	23.0%
Other Dedicated Taxes	4.0%	2.8%	2.4%
Sponsorships	0.0%	0.9%	0.9%
Grants	1.0%	2.1%	3.4%
Other	1.0%	2.3%	1.5%
5. Agency's total annual non-tax revenues			
Number of Responses		*880*	*155*
Lower Quartile		$275,750	$70,615
Median	$2,900,000	$1,000,000	$310,000
Upper Quartile		$3,379,121	$1,337,245

Capital Budget

	Your Agency	All Agencies	Population Density per Sq Mile Less Than 500
1. Agency's total capital budget for the next 5 years and total capital budget for the fiscal year:			
a. Capital budget for next 5 years			
Number of Responses		*745*	*134*
Lower Quartile		$1,000,000	$363,250
Median	$600,000	$6,000,000	$1,500,000
Upper Quartile		$20,000,000	$8,369,877
b. Capital budget for the fiscal year			
Number of Responses		*823*	*144*
Lower Quartile		$196,980	$80,000
Median	$350,500	$1,100,000	$350,250
Upper Quartile		$5,000,000	$1,759,719
2. Agency's current year's capital budget expenditures from the following sources:			
Number of Responses		*428*	*66*
Bonds (general obligation and/or revenue) tied directly to the park and recreation agencies	0.0%	14.1%	8.6%
Bonds (general obligation and/or revenue) tied to my jurisdiction (e.g., city, town, county)	0.0%	11.6%	8.8%
Federal and/or state grants	0.0%	7.5%	9.1%
Nonprofit group grants/fundraising (e.g., friends groups, foundations)	25.0%	2.4%	2.5%
Private sector grants/gifts raised directly by the park and recreation agency	0.0%	1.1%	2.9%
General fund tax support	0.0%	41.3%	49.8%
Other	75.0%	22.0%	18.4%
3. Percentage of agency's current fiscal year's capital budget designated for the following purposes:			
Number of Responses		*754*	*128*
Renovation	50.0%	54.1%	49.0%
New Development	50.0%	31.8%	35.1%
Acquisition	0.0%	7.8%	6.0%
Other	0.0%	6.3%	9.9%
4. Value of deferred maintenance projects your agency faces:			
Number of Responses		*458*	*77*
Lower Quartile		$0	$0
Median	$9,000,000	$500,000	$200,000
Upper Quartile		$5,000,000	$2,475,000
Average		$17,403,311	$7,089,112
5. Dollar value of authorized general obligation bonds and revenue bonds authorized for the agency this year			
a. Value of general obligation bonds authorized			
Number of Responses		*629*	*104*
Lower Quartile		$0	$0
Median		$0	$0
Upper Quartile		$610,600	$0
b. Value of revenue bonds authorized			
Number of Responses		*581*	*97*
Lower Quartile		$0	$0
Median		$0	$0
Upper Quartile		$0	$0

Personnel

	Your Agency	All Agencies	Population Density per Sq Mile Less Than 500
1. Number of funded employees at your agency:			
a. Number of full-time employees			
Number of Responses		*856*	*153*
Lower Quartile		10	5
Median	35	27	10
Upper Quartile		75	31
b. Number of non-full-time employees			
Number of Responses		*823*	*143*
Lower Quartile		25	8
Median	65	90	36
Upper Quartile		249	89
c. Total annual hours worked by non-full-time employees			
Number of Responses		*750*	*134*
Lower Quartile		8,186	2,497
Median	45,500	33,795	12,648
Upper Quartile		110,180	34,164
d. Total number of full-time equivalent employees (FTEs)			
Number of Responses		*862*	*155*
Lower Quartile		15.9	8.5
Median	56.9	44.3	18.6
Upper Quartile		126.9	48.4
2. Percentage of total full-time equivalents (FTEs) involved in the following operational areas:			
Number of Responses		*810*	*145*
Administration	7.0%	17.1%	22.5%
Operations/Maintenance	87.0%	45.4%	43.5%
Programmers	3.0%	30.8%	26.9%
Capital Development	0.0%	2.7%	2.9%
Other	3.0%	4.1%	4.2%
3. Number of volunteers and number of annual hours worked by the volunteers at the agency			
a. Number of volunteers			
Number of Responses		*763*	*131*
Lower Quartile		30	15
Median	10	150	60
Upper Quartile		600	225
b. Total hours worked by volunteers			
Number of Responses		*706*	*120*
Lower Quartile		717	519
Median	200	3,436	1,830
Upper Quartile		15,000	6,465
4. Percentage of agency's that have staff covered by collective bargaining (i.e., are union members)			
Number of Responses		*845*	*150*
Yes	X	37.0%	28.0%
No		63.0%	72.0%

Workload

	Your Agency	All Agencies	Population Density per Sq Mile Less Than 500
1. Number of individual parks or non-park sites the department/ agency maintains and/or has management responsibility over:			
a. Total number of parks			
Number of Responses		*832*	*144*
Lower Quartile		10.0	5.0
Median	6.0	21.0	11.0
Upper Quartile		46.0	20.5
b. Total park acres			
Number of Responses		*814*	*139*
Lower Quartile		177.1	99.6
Median	2,480.0	458.0	400.0
Upper Quartile		1,496.4	1,375.0
c. Total number of non-park sites			
Number of Responses		*832*	*144*
Lower Quartile		0.0	0.0
Median	0.0	3.0	1.5
Upper Quartile		10.0	6.3
d. Total acres of non-park sites			
Number of Responses		*814*	*139*
Lower Quartile		0.0	0.0
Median	0.0	10.0	5.0
Upper Quartile		108.8	89.0
Total number of parks + non-park sites			
Number of Responses		*832*	*144*
Lower Quartile		13.0	7.0
Median	6.0	28.0	15.0
Upper Quartile		62.0	35.3
Total acres of parks + non-park sites			
Number of Responses		*814*	*139*
Lower Quartile		200.8	125.5
Median	2,480.0	565.0	475.0
Upper Quartile		1,854.9	1,890.2
2. Number of acres of developed and undeveloped open space for which the agency has management responsibility or maintains:			
a. Developed			
Number of Responses		*737*	*123*
Lower Quartile		91.0	39.0
Median	325.0	284.0	150.0
Upper Quartile		845.2	708.9
b. Undeveloped			
Number of Responses		*722*	*123*
Lower Quartile		30.0	24.5
Median	2,155.0	174.9	200.0
Upper Quartile		730.0	930.6
3. Total number of trail miles managed or maintained by the agency			
Number of Responses		*775*	*137*
Lower Quartile		4.0	3.0
Median	25.0	12.0	10.0
Upper Quartile		36.2	28.0

Workload (continued)

	Your Agency	All Agencies	Population Density per Sq Mile Less Than 500
4. Number of buildings and the square footage of the buildings operated by the agency:			
a. Number of operated buildings			
Number of Responses		*736*	*124*
Lower Quartile		3	3
Median	12	7	6
Upper Quartile		17	14
b. Square footage of operated buildings			
Number of Responses		*635*	*108*
Lower Quartile		22,250.0	11,600.0
Median	30,000.0	75,000.0	35,000.0
Upper Quartile		200,000.0	98,288.0
5. Number of programs the agency offers annually and the number of people (i.e., contacts) served by these programs:			
a. Total number of programs offered			
Number of Responses		*707*	*126*
Lower Quartile		45	20
Median	25	175	73
Upper Quartile		1,000	310
b. Number of fee based programs			
Number of Responses		*690*	*122*
Lower Quartile		25	8
Median	25	102	35
Upper Quartile		600	124
c. Total program contacts (estimate as necessary)			
Number of Responses		*639*	*110*
Lower Quartile		4,091	1,500
Median	500	16,394	6,949
Upper Quartile		63,528	35,509
6. Number of contacts (e.g. participants, users) of the agency's parks and facilities per year:			
a. Total building facility contacts			
Number of Responses		*620*	*115*
Lower Quartile		5,000	482
Median	210,000	54,199	8,000
Upper Quartile		274,336	94,359
b. Total park facility contacts			
Number of Responses		*620*	*115*
Lower Quartile		10,000	5,000
Median	75,000	100,000	40,000
Upper Quartile		500,000	269,500
c. Total facilities and parks contacts			
Number of Responses		*620*	*115*
Lower Quartile		39,900	10,152
Median	285,000	251,270	100,000
Upper Quartile		950,839	311,978

Agency Responsibilities

	Your Agency	All Agencies	Population Density per Sq Mile Less Than 500
1. Agency Responsibilities			
a. Operate and maintain park sites	X	96.4%	94.8%
b. Operate and maintain indoor facilities		89.2%	76.6%
c. Operate, maintain, or contract golf courses	X	35.0%	16.9%
d. Operate, maintain, or contract campgrounds	X	18.9%	26.6%
e. Operate, maintain, or contract indoor swim facilities/water parks		31.9%	19.5%
f. Operate, maintain, or contract outdoor swim facilities/water parks		66.4%	46.1%
g. Operate, maintain, or contract tennis center facilities		53.2%	36.4%
h. Operate, maintain, or contract tourism attractions	X	34.3%	33.1%
i. Provide recreation programming and services	X	93.2%	86.4%
j. Operate and maintain non-park sites		68.0%	54.6%
k. Operate, maintain, or manage trails, greenways, and/or blueways (TGB)	X	79.3%	71.4%
l. Operate, maintain, or manage special purpose parks and open spaces		73.5%	63.0%
m. Manage or maintain fairgrounds		6.2%	7.8%
n. Maintain, manage or lease indoor performing arts center		18.1%	9.7%
o. Administer or manage farmer's markets		20.7%	9.7%
p. Administer community gardens		43.2%	24.0%
q. Manage large performance outdoor amphitheaters		34.9%	19.5%
r. Administer or manage professional or college-type stadium/arena/racetrack		8.8%	3.3%
s. Administer or manage tournament/event quality indoor sports complexes		18.1%	11.7%
t. Administer or manage tournament/event quality outdoor sports complexes		58.2%	41.6%
u. Conduct jurisdiction wide special events		79.5%	61.7%
v. Have budgetary responsibility for your administrative staff	X	84.6%	77.9%
w. Include in its operating budget the funding for planning and development functions		71.0%	64.9%
x. Operate, maintain or contract marinas		8.3%	5.8%
y. Maintain or manage beaches (inclusive of all waterbody types)		16.7%	22.1%

Facilities

	Your Agency	All Agencies	Population Density per Sq Mile Less Than 500
1. Median jurisdiction population per facility or activity areas within facilities			
a. Recreation centers		30,709	19,500
b. Community centers		29,000	27,764
c. Senior centers		61,975	35,475
d. Teen centers		57,729	15,977
e. Stadiums		64,800	42,456
f. Ice rink		55,174	32,269
g. Arena		53,236	72,637
h. Performance amphitheater		62,927	71,750
i. Nature centers		109,212	112,468

Facilities (continued)

	Your Agency	All Agencies	Population Density per Sq Mile Less Than 500
2. Median jurisdiction population per outdoor facility			
a. Playgrounds	28,376	3,607	6,223
b. Totlots		11,000	15,051
c. Community gardens		31,175	24,500
d. Basketball courts		7,187	9,563
e. Multiuse courts -basketball, volleyball		20,000	27,178
f. Tennis courts (outdoor only)		5,089	7,710
g. Diamond fields: baseball - youth	47,293	6,763	6,761
h. Diamond fields: baseball - adult	141,879	20,159	13,544
i. Diamond fields: softball fields - youth		11,287	11,301
j. Diamond fields: softball fields - adult		13,510	15,000
k. Skate park		49,750	29,234
l. Dog park		46,000	44,518
m. Ice rink (outdoor only)		16,664	12,625
n. Rectangular fields: multi-purpose		8,750	7,200
o. Rectangular fields: cricket field		128,393	155,000
p. Rectangular fields: field hockey field		23,270	23,131
q. Rectangular fields: football field		25,977	22,684
r. Rectangular fields: lacrosse field		29,000	14,377
s. Rectangular fields: soccer field - adult		12,943	14,997
t. Rectangular fields: soccer field - youth		7,192	6,488
u. Overlay field		15,385	11,870
v. Multipurpose synthetic field		38,328	29,723
3. Median jurisdiction population per golf facility			
a. Driving range stations		31,238	59,110
b. Regulation 18-hole courses	141,879	82,019	95,667
c. Regulation 9-hole courses		149,831	48,004
d. Executive 9-hole courses		215,000	ISD
e. Executive 18-hole courses		158,068	ISD
f. Par 3; 18-hole courses		184,716	ISD
g. Par 3; 9-hole courses		121,090	ISD
4. Median jurisdiction population per swimming facility			
a. Aquatics centers		49,024	33,000
b. Swimming pools (outdoor only)		37,569	28,016
c. Indoor competitive swimming pools: 50 meters		146,000	37,950
d. Indoor competitive swimming pools: 25 meters		56,163	43,487
e. Other indoor competitive swimming pools		81,676	ISD
f. Indoor separated diving well		64,800	ISD
g. Total indoor competitive swimming pools		51,996	37,500
h. Indoor pool designated exclusively for leisure (i.e. non-competitive)		56,031	27,891
i. Therapeutic pool		67,974	46,152

Activities

	Your Agency	All Agencies	Population Density per Sq Mile Less Than 500
1. Percentage of agencies offering the following activities:			
a. Health and wellness education		81.6%	70.2%
b. Safety training		72.2%	61.1%
c. Fitness enhancement classes		82.6%	70.2%
d. Team sports		87.1%	80.2%
e. Individual sports		76.0%	60.3%
f. Running/cycling races		48.1%	42.8%
g. Racquet sports		70.3%	55.7%
h. Martial arts		61.7%	44.3%
i. Aquatics		71.2%	57.3%
j. Golf	X	48.4%	33.6%
k. Social recreation events		87.7%	77.9%
l. Cultural crafts		62.5%	43.5%
m. Performing arts		65.2%	43.5%
n. Visual arts		62.1%	44.3%
o. Natural and cultural history activities	X	61.7%	54.2%
p. Themed special events		88.9%	77.9%
q. Trips and tours		61.5%	50.4%
2. Percentage of agencies offering the following Out-of-School Time (OST) activities:			
a. Summer camp		83.3%	75.6%
b. Before school programs		20.0%	14.6%
c. After school programs		57.0%	46.5%
d. Preschool		35.7%	24.4%
e. Full daycare		8.4%	6.0%
f. Specific teen programs		66.8%	48.8%
g. Specific senior programs		78.5%	64.1%
h. Programs for people with disabilities		62.0%	43.8%
i. STEM programs		58.0%	47.5%

Policies

	Your Agency	All Agencies	Population Density per Sq Mile Less Than 500
Does your agency have a policy barring the use of all tobacco products in its parks and at its facilities and grounds?			
Number of Responses		*705*	*125*
Yes, at all locations		52.8%	45.6%
Yes, at select locations		25.4%	26.4%
No	X	20.7%	26.4%
N/A		1.1%	1.6%
Does your agency have a policy that allows the consumption of alcohol by legal-aged adults on its premises?			
Number of Responses		*710*	*124*
Yes, at all locations		17.2%	20.2%
Yes, at select locations	X	53.5%	39.5%
No		28.5%	38.7%
N/A		0.9%	1.6%
Does your agency sell alcoholic beverages to legal-aged adults on its premises (sold either by the agency or by a concessionaire authorized by the agency)?			
Number of Responses		*710*	*125*
Yes, at all locations		4.9%	3.2%
Yes, at select locations	X	40.9%	26.4%
No		52.3%	67.2%
N/A		2.0%	3.2%
Does your agency provide healthy food options in its vending machines?			
Number of Responses		*702*	*123*
Yes, at all locations		17.7%	18.7%
Yes, at select locations		28.9%	13.0%
No		24.1%	28.5%
N/A	X	29.3%	39.8%
Does your agency provide healthy food options at its concession stands?			
Number of Responses		*693*	*122*
Yes, at all locations		17.0%	9.8%
Yes, at select locations		35.9%	25.4%
No	X	22.8%	32.0%
N/A		24.2%	32.8%
Does your agency charge a parking fee at its parks or facilities?			
Number of Responses		*710*	*124*
Yes, at all locations		0.4%	0.0%
Yes, at select locations	X	15.6%	16.1%
No		79.9%	78.2%
N/A		4.1%	5.7%
Does your agency charge an admission fee to enter its parks?			
Number of Responses		*709*	*124*
Yes, at all locations		1.0%	4.0%
Yes, at select locations		14.3%	14.5%
No	X	81.5%	77.4%
N/A		3.2%	4.0%

Jurisdiction Information

	Your Agency	All Agencies	Population Density per Sq Mile Less Than 500
1. Agency/department's jurisdiction type			
Number of Responses		*973*	*169*
Borough		0.4%	1.2%
Village		1.8%	2.4%
City		55.0%	16.6%
Town		10.4%	17.2%
Township		2.6%	2.4%
County		15.5%	45.0%
State		0.1%	0.0%
Special District	X	10.0%	10.7%
Regional/Metro Authority		0.3%	1.2%
Independent District/Authority		1.8%	1.2%
School District		0.5%	0.0%
Military Department		0.4%	0.6%
Tribal Lands/Reservation		0.1%	0.6%
Other		1.2%	1.2%
2. Country			
Number of Responses		*973*	*169*
United States	X	99.6%	99.4%
Canada		0.4%	0.6%
Mexico		0.0%	0.0%
Other		0.0%	0.0%
3. Jurisdiction's total annual operating and capital budget			
a. Jurisdiction annual total operating budget			
Number of Responses		*935*	*162*
Lower Quartile		$3,842,260	$1,200,000
Median	$6,689,710	$20,770,007	$4,371,500
Upper Quartile		$107,922,339	$40,505,429
b. Jurisdiction annual capital budget			
Number of Responses		*906*	*155*
Lower Quartile		$599,666	$168,565
Median	$350,500	$3,871,199	$1,012,000
Upper Quartile		$24,228,846	$5,995,617
4. Square mileage and population of the incorporated jurisdiction the agency serves			
a. Square mileage of incorporated jurisdiction			
Number of Responses		*951*	*169*
Lower Quartile		11.8	55.5
Median	451.0	31.3	384.0
Upper Quartile		125.8	754.0
b. Population of jurisdiction			
Number of Responses		*959*	*169*
Lower Quartile		21,000	12,000
Median	141,879	49,500	42,456
Upper Quartile		140,000	134,557



NRPA National Recreation and Park Association

Because everyone deserves a great park

22377 Belmont Ridge Road
Ashburn, VA 20148-4501

800.626.NRPA (6772)
www.nrpa.org